


COLLINEAR OMNIDIRECTIONAL ANTENNA

746-806 / 806-869 & 885-960 MHz

The 928-70 collinear omnidirectional antenna is available in three frequency splits: 746-806; 806-869 or 885-960 within the 746 to 960 MHz range.

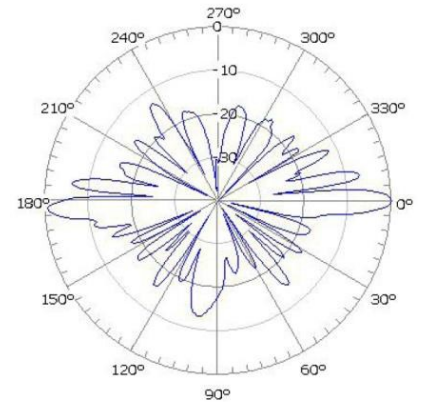
The antennas have an 8.5 dBd gain, and offer 6 fixed electrical downtilt options, based on customer requirements.

The antenna is constructed with a high quality fiberglass light-grey radome. The aluminum mounting hardware is included with the antenna.



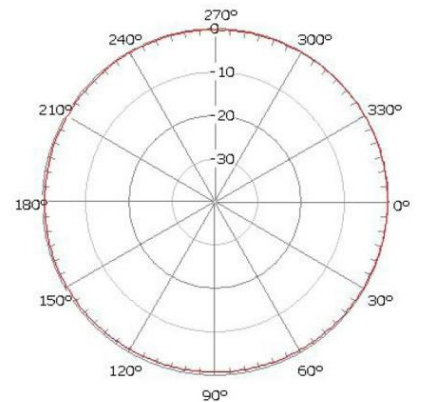
Electrical Specifications

Frequency Range, MHz	746-806 / 806-869 / 885-960
Nominal Gain, dBd	8.5
Bandwidth 1.4:1 VSWR, MHz	75
Polarization	Vertical
Horizontal Beamwidth (°)	360
Vertical Beamwidth (°)	6.5
Electrical Downtilt—Fixed (Options) (°)	0 / 1 / 2 / 3 / 4 / 5 / 6
Pattern	Omnidirectional
3rd Order Intermodulation @ 2 X 43 dBm, dBc	< -150
Power Rating, Watts	500
Nominal Impedance, Ohms	50
Lightning Protection	DC Ground
Standard Termination	7/16 DIN-Female



Mechanical Specifications

Max. Length, in (mm)	130 (3310)
Diameter, in (mm)	2 (52)
Weight with mounting kit, lbs (kg)	26 (11.8)
Rated Wind Velocity, mph (km/h)	124 (200)
Radome Material	Fiberglass, light grey, RAL 7035
Radiating Element Material	Brass
Operational Temperature, °C	-55 to 70
Mounting Hardware	Pole mount included (U-bolts not included)



Order Information

746-806 MHz:	928-70-1
806-869 MHz:	928-70-2
885-960 MHz:	928-70-3