893-70 VHF/UHF Exposed Dipoles

The 893-70 VHF/UHF Exposed Dipoles are made of a configuration of 2 VHF Dipoles (872F-70) and 4 UHF Dipoles (774F-70). Our antennas can be black anodized, fully welded, vertically or horizontally polarized, and heavy duty versions are available.

- Each antenna is offered in 1/4, 3/8, or 1/2 wave versions
- DC Ground Lightning protection
- The 893-70 has internal cabling and fixed dipole to mast spacing
- Heavy-duty versions are available. Please contact Comprod Inc. Technical support.

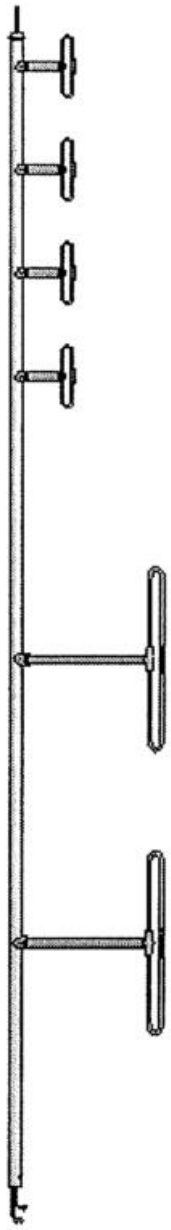

Electrical Specifications	872F-70	774F-70
Frequency Range, MHz	138-174	406-512
Nominal Gain, dBd	5.0-5.5	8.0-8.5
Number of Elements	2	4
Bandwidth 1.5:1 VSWR, MHz	36	106
Polarization	Vertical	Vertical.
Pattern	1/4, 3/8, 1/2	1/4, 3/8, 1/2
Power Rating, Watts	300	300
Nominal Impedance, Ohms	50	50
Lightning Protection	DC Ground	DC Ground
Standard Termination	Type N Male	Type N Male

Mechanical Specifications	893-70
Length, in (mm)	216 (5486)
Width(1/2 Wave Spacing), in (mm)	40 (1016)
Weight, lbs. (kg)	60 (27.2)
Rated Wind Velocity, No Ice, mph (km/h)	120 (193)
Rated Wind Velocity, 0.5" (13mm) ice, mph (km/h)	90 (145)
Lateral Thrust @ 100 mph, wind, lbs. (N)	156 (70.6)
Projected Area, ft^2 (m^2)	5.81 (0.54)
Bending Moment @ top clamp 100 mph, ft*lb (kg*m)	907 (125.4)

Tel: US 1.877.825.2007 / CAN 1.800.603.1454
Email: sales@comprodcom.com
Fax: 1.800.554.1033

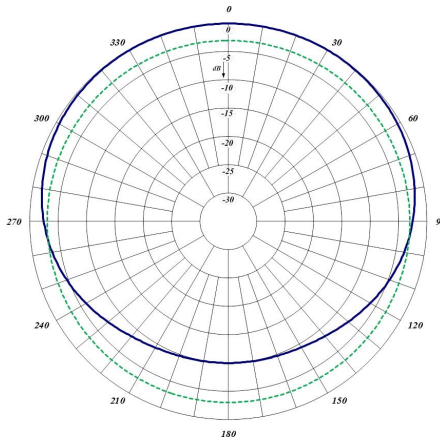

774-70 Quarter-wave Spacing Horizontal

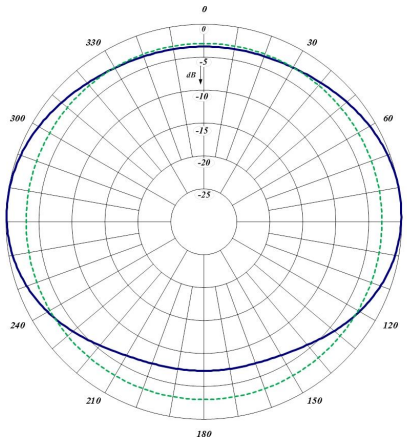

Half-wave Spacing Horizontal

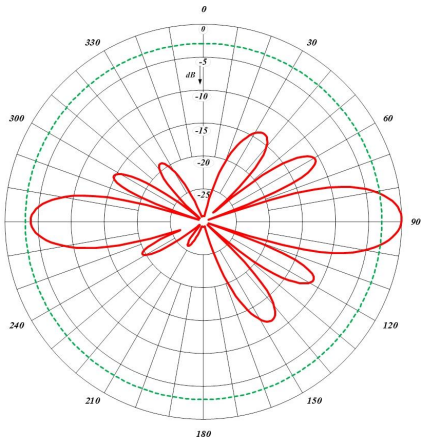

Half-wave Spacing Vertical

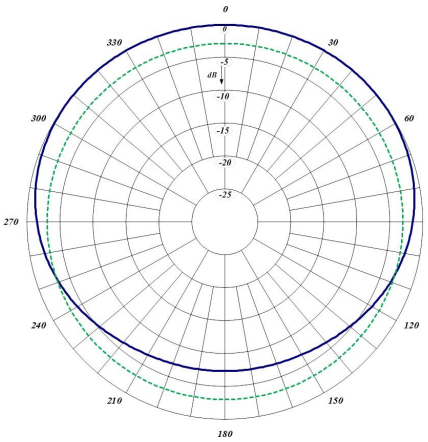

872F-70 Quarter-wave Spacing Horizontal

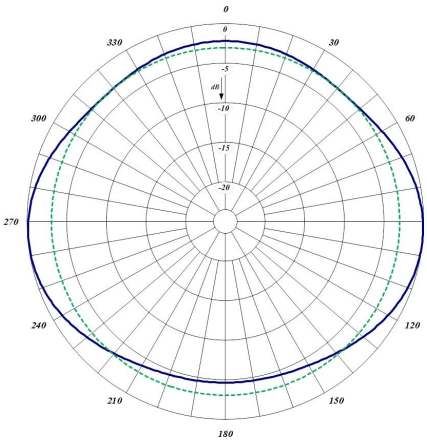

Half-wave Spacing Horizontal

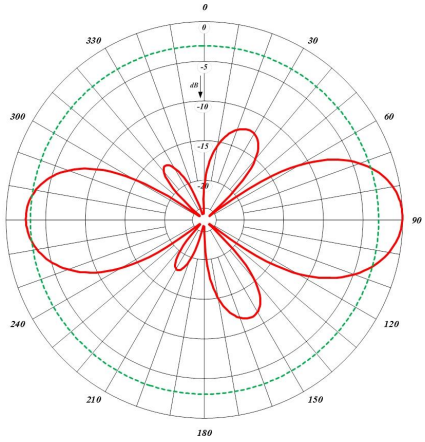

Half-wave Spacing Vertical