

UHF Log Periodic Series Antennas

The Log Periodic Antennas are available in VHF and UHF configurations. These antennas have a very high front-to-back ratio. They are wideband and are ideal for base station or in-building applications. We have had great success with these antennas providing underground coverage within garages. Performance is constant throughout the band.

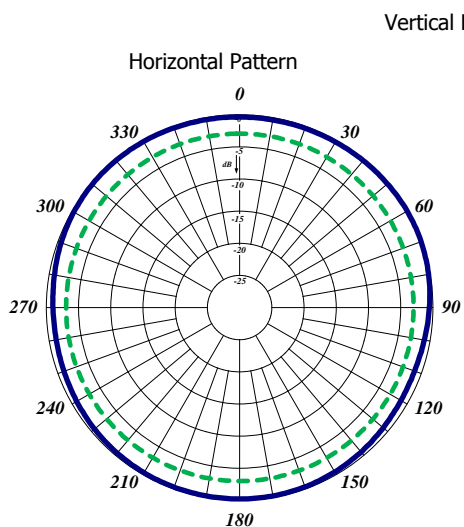
- Each antenna has a rugged design to withstand harsh environmental conditions.
- The mounting hardware supplied will permit either vertical or horizontal polarization.
- DC ground for lightning protection.
- Please contact our Technical Support team for consultation.

Electrical Specifications	415-70	465-70
Frequency Range, MHz (in splits)	406-512	406-512
Nominal Gain, dBd	Unity	6.0
Bandwidth: 1.5:1 VSWR, MHz	40	64
Polarization	Vert. or Horiz.	Vert. or Horiz.
Horizontal Beamwidth (Vert. Pol.)	N/A	106°
Vertical Beamwidth (Vert. Pol.)	84°	60°
Front to Back, dB	N/A	20
Pattern	Directional	Directional
Power Rating, Watts	250	250
Nominal Impedance, Ohms	50	50
Lightning Protection	DC Ground	DC Ground
Standard Termination	Type N Male	Type N Male
Mechanical Specifications	415-70	465-70
Length, in (mm)	18 (457)	15 (381)
Width, in (mm)	14.3 (362)	16 (406)
Weight, lbs. (kg)	2.6 (1.2)	3.3 (1.47)
Rated Wind Velocity, No Ice, mph (km/h)	160 (257)	150 (241)
Rated Wind Velocity, 0.5" (13mm) ice, mph (km/h)	120 (193)	110 (177)
Lateral Thrust @ c, wind, lbs. (kg)	12 (5.4)	14 (6.4)
Torsional Moment @ 100 mph, ft.*lb (kg*m)	6.3 (0.88)	6.4 (0.89)
Projected Area, ft ² (m ²)	0.44 (0.04)	0.50 (0.05)
Mounting Information: Max Pipe Size (mm)	1" to 2.5" (64)	1" to 2.5" (64)
* See next page for ordering information of different frequency splits (page 2) *		

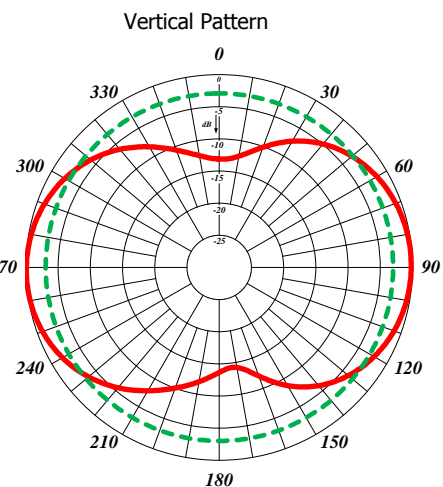




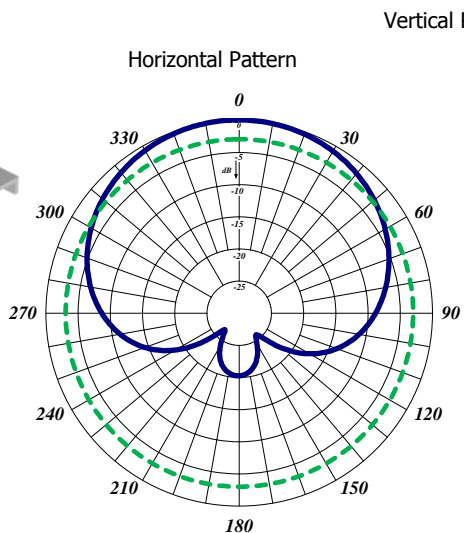
415-70



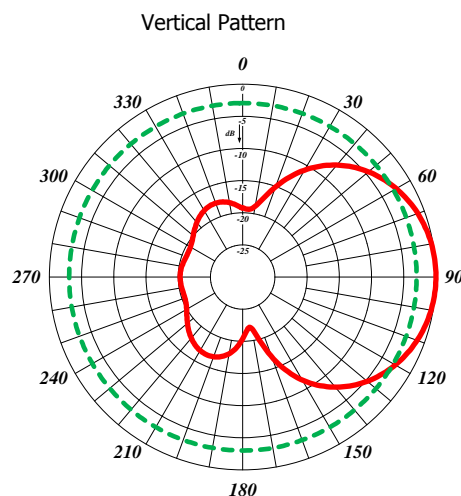
Vertical Polarization



465-70



Vertical Polarization



Order Information	406-430MHz	435-470MHz	406-470MHz	450-512MHz
415-70	415-70*1	415-70*2	N/A	415-70*3
465-70	N/A		465-70*1	465-70*2