

830 Series Light Duty VHF Dipoles

The 830 Series Light Duty VHF Exposed Dipoles are available in 2 and 4 dipole configurations. All our antennas can be completely customized to your applications.

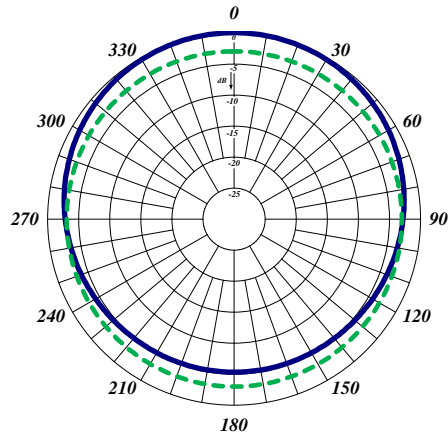
- Low VSWR version with maximum gain over specified frequency.
- The 830 series has external cabling and fixed dipole-mast spacing.
- These antennas have an adjustable pattern for omnidirectional or offset coverage.
- The 834-70 antenna is shipped in two sections to be assembled on site.

Electrical Specifications	832-70	834-70
Frequency Range, MHz	148-174	148-174
Nominal Gain, dBd	3.0/6.0	6.0/9.0
Number of Dipoles	2	4
Bandwidth 2.0:1 VSWR, MHz	14	14
Polarization	Vertical	Vertical
Pattern	Offset	Offset
Power Rating, Watts	500	500
Nominal Impedance, Ohms	50	50
Lightning Protection	DC Ground	DC Ground
Standard Termination	Type N Male	Type N Male
Mechanical Specifications	832-70	834-70
Length, in (mm)	120 (3048)	244 (6198)
Width (1/2 Wave Spacing), in (mm)	9 (229)	9 (229)
Weight, lbs. (kg)	12 (5.5)	29 (13)
Rated Wind Velocity, No Ice, mph (km/h)	125 (201)	90 (145)
Rated Wind Velocity, 0.5" (13mm) ice, mph (km/h)	90 (145)	65 (105)
Lateral Thrust @ 100 mph, wind, lbs. (kg)	45 (200)	69 (307)
Bending Moment @ top clamp: 100 mph, ft.*lb (kg*m)	150 (203)	787 (1067)
Projected Area, ft ² (m ²)	1.7 (0.16)	4.2 (0.39)
Mounting Hardware Included	107R-85 Clamp	107-85 Clamp
Order Information	148-162 MHz	160-174 MHz
832-70	832-70*1	832-70*2
834-70	834-70*1	834-70*2

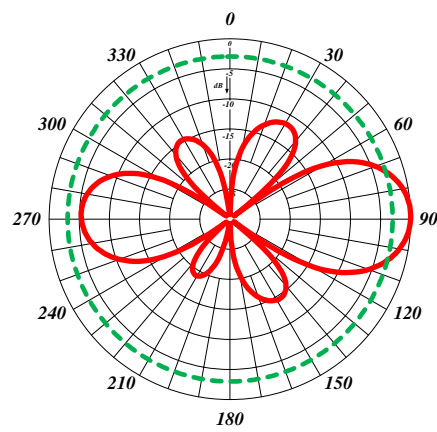




832-70



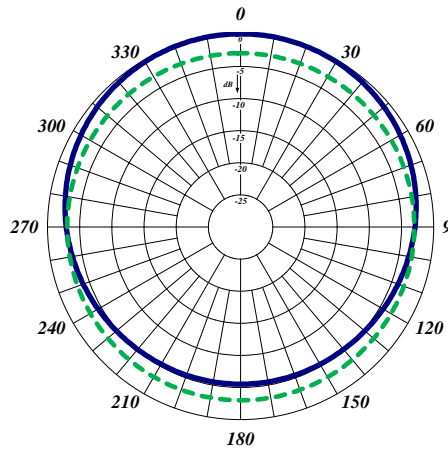
Horizontal Pattern



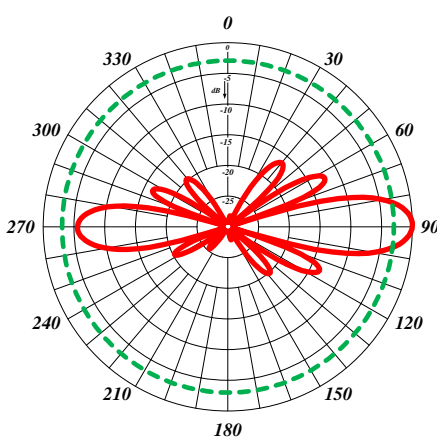
Vertical Pattern



834-70



Horizontal Pattern



Vertical Pattern