

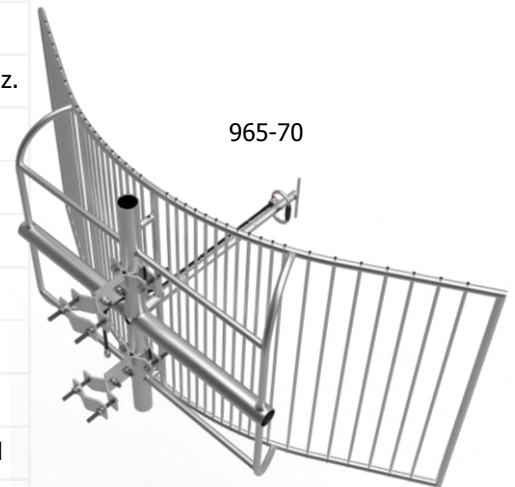
### Parabolic Reflector Series Antennas

The Reflector antenna is a SRSP-507 Category A compliant antenna. These antennas have a very high front-to-back ratio. They are broadband and are ideal for point-to-point applications where restrictions on beam width are present. Performance is constant throughout the band.

- Mechanical resonance reducing design.
- Each antenna has a rugged design to withstand harsh environmental conditions.
- The 965-70 is a highly-directive parabolic antenna consisting of a back-firing dipole reflector assembly for increased gain and directivity.
- These antennas have ultra-low VSWR ratings, and will not exceed 1.5:1 VSWR ratio with 0.5" of radial ice.
- The mounting hardware supplied will permit either vertical or horizontal polarization. DC ground for lightning protection. Black Anodized and Dipole Radome protected versions are available. Please contact our Technical Support team for consultation.

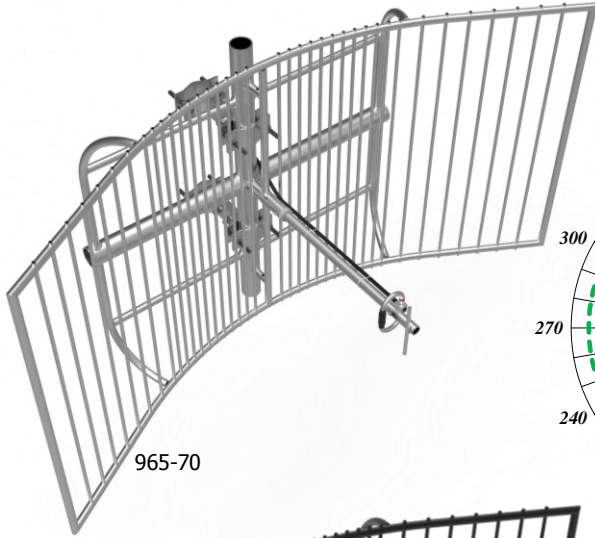
Electrical Specifications	965-70	965-70-B	965-70-BR
Frequency Range, MHz	764-960	764-960	764-960
Nominal Gain, dBd	16.5	16.5	16.5
Bandwidth: 1.5:1 VSWR, MHz	72	72	72
Polarization	Vert. or Horiz.	Vert. or Horiz.	Vert. or Horiz.
Horizontal Beamwidth (Vert. Pol.)	12	12	12
Vertical Beamwidth (Vert. Pol.)	30	30	30
Front to Back, dB	25	25	25
Pattern	Directional	Directional	Directional
Power Rating, Watts	200	200	200
Nominal Impedance, Ohms	50	50	50
Lightning Protection	DC Ground	DC Ground	DC Ground
Standard Termination	Type N Male	Type N Male	Type N Male

Mechanical Specifications	965-70	965-70-B	965-70-BR
Length, in (mm)	68 (1727)	68 (1727)	68 (1727)
Width, in (mm)	36 (914)	36 (914)	36 (914)
Weight, lbs. (kg)	49 (22.3)	49 (22.3)	51 (23.2)
Rated Wind Velocity, No Ice, mph (km/h)	110 (177)	110 (177)	110 (177)
Rated Wind Velocity, 0.5" (13mm) ice, mph (km/h)	85 (137)	85 (137)	85 (137)
Lateral Thrust @ 100 mph, wind, lbs. (kg)	1.9 (0.46)	1.9 (0.46)	1.9 (0.46)
Projected Area, ft <sup>2</sup> (m <sup>2</sup> )	4.9 (0.46)	4.9 (0.46)	5 (0.47)
Mounting Hardware Included	112-85 Clamp	112-85 Clamp	112-85 Clamp



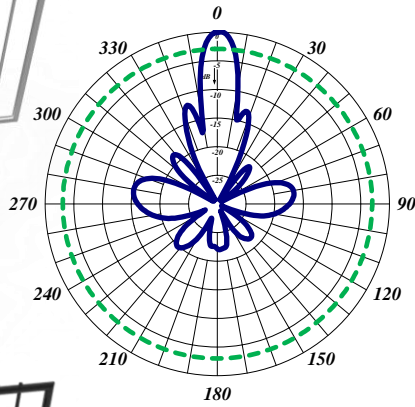
965-70

\* See next page for ordering information of different frequency splits (page 3) \*



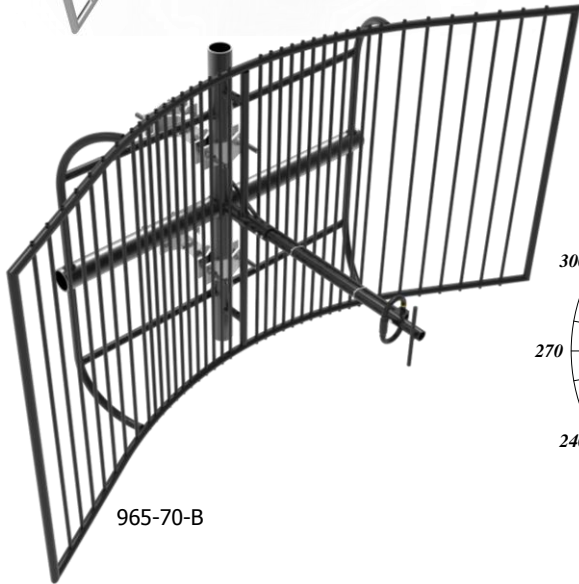
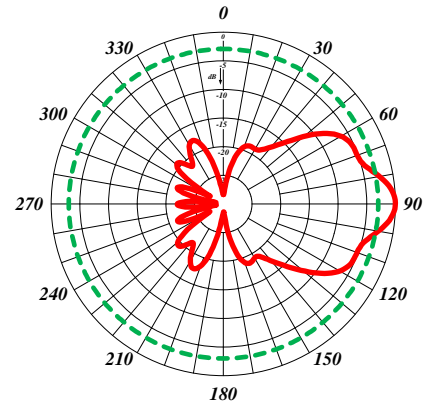
965-70

Horizontal Pattern



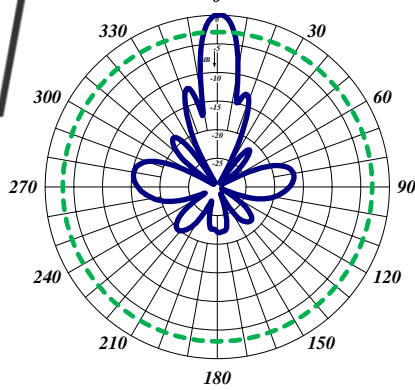
Vertical Polarization

Vertical Pattern



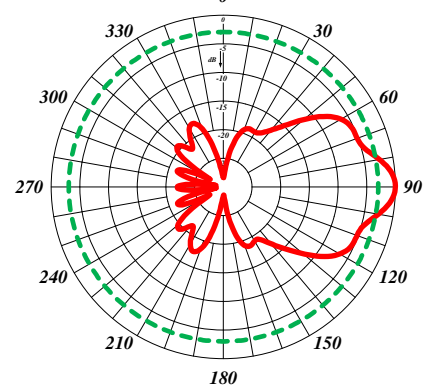
965-70-B

Horizontal Pattern



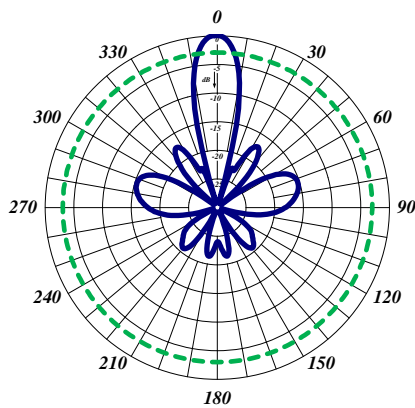
Vertical Polarization

Vertical Pattern



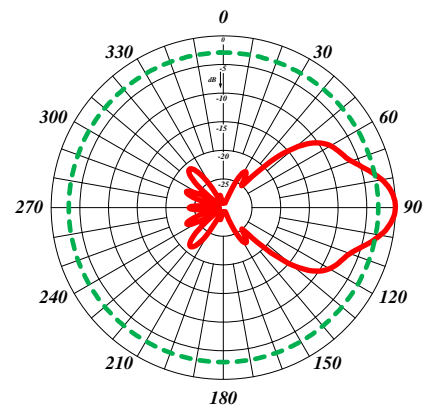
965-70-BR

Horizontal Pattern



Vertical Polarization

Vertical Pattern



Frequency	Order Information	Black Anodized	With Radome
764-870 MHz	965-70*1	965-70-B*1	965-70-BR*1
824-896 MHz	965-70*2	965-70-B*2	965-70-BR*2
896-960 MHz	965-70*3	965-70-B*3	965-70-BR*3