

Ground Plane Antenna Series

The Ground Plane Antenna Series are available in VHF and UHF configurations. These omnidirectional antennas are either wide band unity or 2-3 dB gain antennas. They are constructed from high strength, corrosion resistant aluminum alloy and stainless steel. All of our antennas can be completely customized to your particular applications.

- Each antenna has a rugged design to withstand the most extreme environmental conditions.
- Wide frequency band applications.
- The mounting hardware supplied will permit 0.75" to 2.38" O.D. pipe installation.
- DC ground for lightning protection.
- Ideal for mounting on buildings.



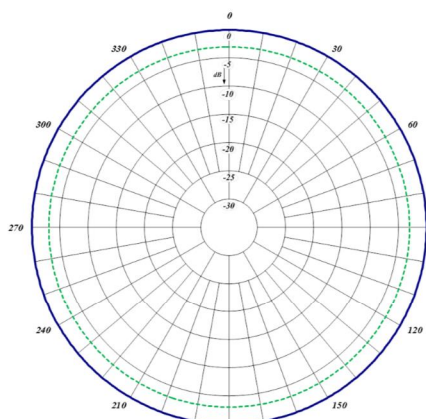
Electrical Specifications	265-70	266-70	267-70	268-70
Frequency Range, MHz	118-174	118-174	118-136	406-470
Nominal Gain, dBd	Unity	2-3.0	Unity	2-3.0
Bandwidth 1.5:1 VSWR, MHz (% Ctr.Freq.)	6%	1%	15.6% (2:1)	1%
Tuning	Field Adj.	Field Adj.	Fixed	Field Adj.
Polarization	Vertical	Vertical	Vertical	Vertical
Vertical Beamwidth (Ver.Pol.)	80°	40°	71°	38°
Pattern	Omni	Omni	Omni	Omni
Power Rating, Watts	300	250	250	100
Nominal Impedance, Ohms	50	50	50	50
Lightning Protection	DC Ground	DC Ground	DC Ground	DC Ground
Standard Termination	Type N Male	Type N Male	Type N Male	Type N Male

Mechanical Specifications	265-70	266-70	267-70	268-70
Max. Length, in (mm)	58 (1473)	108 (2743)	67 (1702)	46 (1168)
Width, in (mm)	55 (1397)	46 (1168)	26.5 (673)	20 (508)
Weight, lbs. (kg)	6.8 (3.3)	6.5 (3.0)	6.0 (2.7)	1.5 (0.7)
Rated Wind Velocity, No Ice, mph (km/h)	150 (241)	125 (201)	125 (201)	125 (201)
Rated Wind Velocity, 0.5" (13mm) Ice, mph (km/h)	140(225)	85 (137)	110 (177)	85 (137)
Lateral Thrust @ 100 mph wind, lbs. (kg)	31.8 (14.4)	40 (18.1)	24 (10.7)	7.3 (3.3)
Bending Moment @top clamp: 100 mph, ft*lb (kg*m)	41 (5.7)	94 (13)	28 (3.9)	12 (1.6)
Projected Area, ft² (m²)	1.2 (0.110)	1.57 (0.146)	0.88 (0.082)	0.27 (0.03)
Mounting Hardware	167-85 Clamp	167-85 Clamp	167-85 Clamp	167-85 Clamp

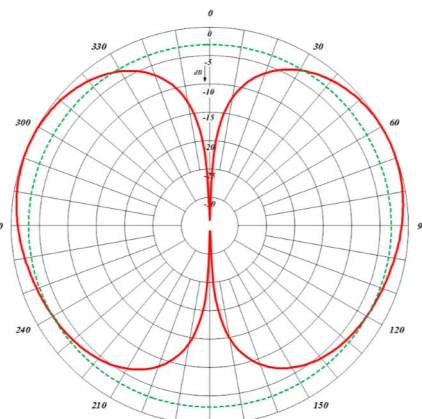
Order Information	Black Anodized	406-430	430-450	450-470	118-136	136-148	148-174
265-70	N/A	N/A	N/A	N/A	265-70*1	265-70*2	265-70*3
266-70	N/A	N/A	N/A	N/A	266-70*1	266-70*2	266-70*3
267-70	267-70B	N/A	N/A	N/A	267-70	N/A	N/A
268-70	N/A	268-70*1	268-70*2	268-70*3	N/A	N/A	N/A



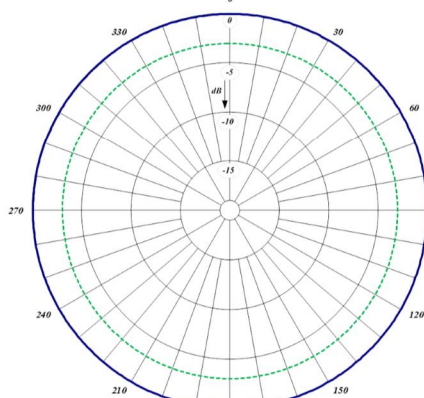
265-70



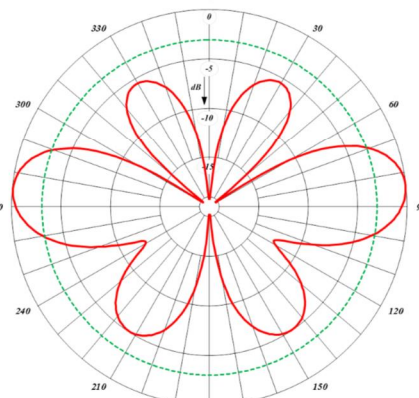
Horizontal Pattern



Vertical Pattern



Horizontal Pattern



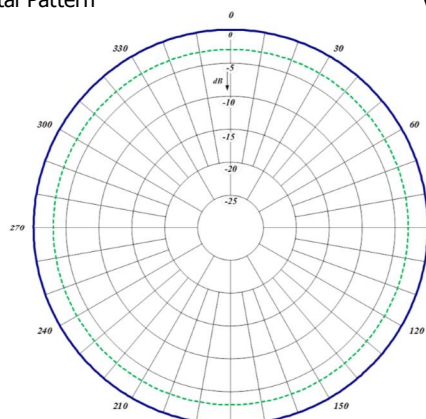
Vertical Pattern



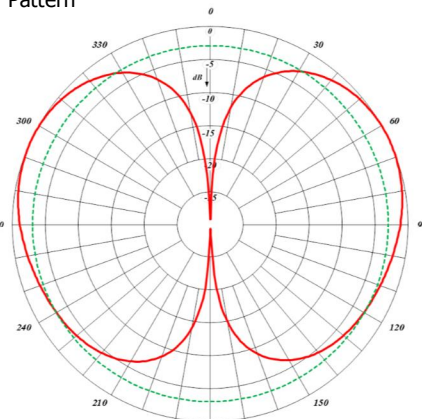
266-70



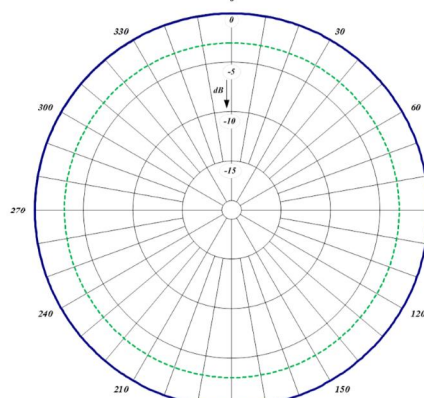
267-70



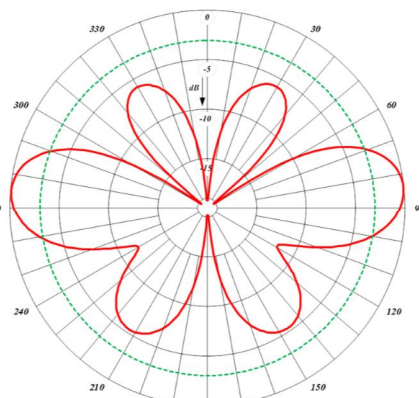
Horizontal Pattern



Vertical Pattern



Horizontal Pattern



Vertical Pattern



268-70