

Omnidirectional Antenna Series

The Omnidirectional Antenna Series are available in VHF, UHF and 700/800/900 MHz configurations. These omnidirectional antennas are wide-band and unity gain. They are constructed from high strength, corrosion resistant aluminum alloy and stainless steel. All of our antennas can be completely customized to your particular applications.

- Each antenna has a rugged design to withstand the most extreme environmental conditions.
- The mounting hardware supplied will permit 0.75" to 2.3/8" O.D. pipe installation.
- DC ground for lightning protection.
- Because of the very large bandwidth, these are ideal antennas to stock, whether for emergency use or for resale.

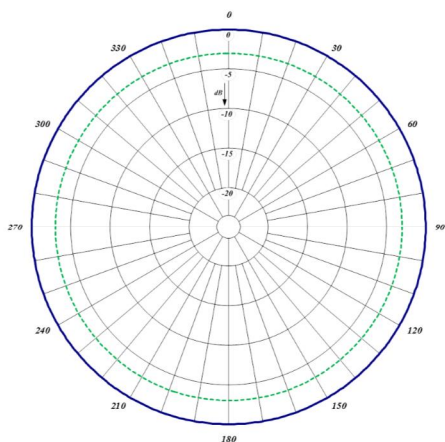
401-70



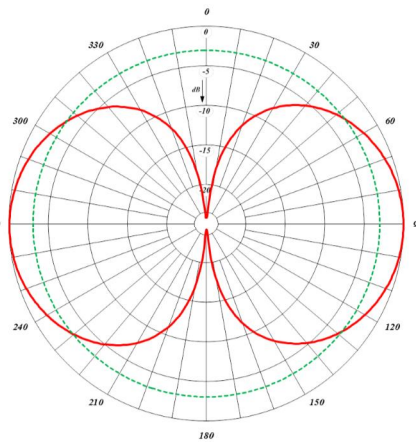
Electrical Specifications	201-70	301-70	401-70
Frequency Range, MHz	25-174 MHz	406-512	700-960
Nominal Gain, dBd	Unity	Unity	Unity
Bandwidth 1.5:1 VSWR, MHz	2%	20	10%
Polarization	Vertical	Vertical	Vertical
Vertical Beam width (Ver.Pol.)	78°	75°	75°
Pattern	Omni	Omni	Omni
Power Rating, Watts	500	100	100
Nominal Impedance, Ohms	50	50	50
Lightning Protection	Star Gap	DC Ground	DC Ground
Standard Termination	Type N Male	Type N Male	Type N Male

Mechanical Specifications	201-70	301-70	401-70
Max. Length, in (mm)	229 (5817)	24 (610)	21 (533)
Skirt Diameter, in (mm)	2.625 (67)	N/A	N/A
Whip Diameter, in (mm)	0.75 (19)	N/A	N/A
Weight, lbs. (kg)	17 (7.7)	1.4 (0.7)	1 (0.45)
Rated Wind Velocity, no ice, mph (km/h)	115 (185)	150 (241)	150 (241)
Rated Wind Velocity, 0.5" (13mm) ice, mph (km/h)	N/A	100 (161)	100 (161)
Lateral Thrust @ 100 mph, ft*lb (kg*m)	67 (30.4)	3.9 (1.8)	3.4 (1.6)
Bending Moment @top clamp: 100 mph, ft*lb (kg*m)	308 (42.6)	1.84 (0.25)	1.87 (0.26)
Projected Area, ft² (m²)	2.5 (0.23)	0.15 (0.014)	0.13 (0.019)
Mounting Hardware	1.7" (42mm) O.D.	167-85 Clamp	167-85 Clamp

Order Information	406-430 MHz	430-450 MHz	450-470 MHz	746-806 MHz	806-896 MHz	896-960 MHz
201-70	N/A	N/A	N/A	N/A	N/A	N/A
301-70	301-70*1	301-70*2	301-70*3	N/A	N/A	N/A
401-70	N/A	N/A	N/A	401-70*1	401-70*2	401-70*3




Horizontal Pattern

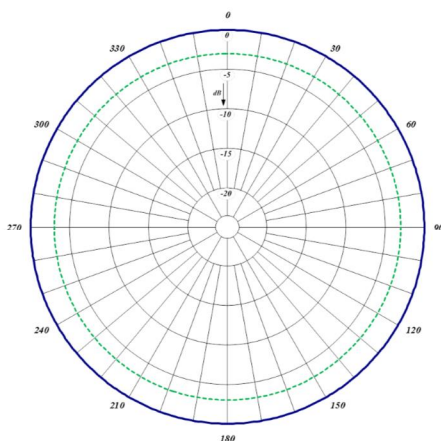


Vertical Pattern

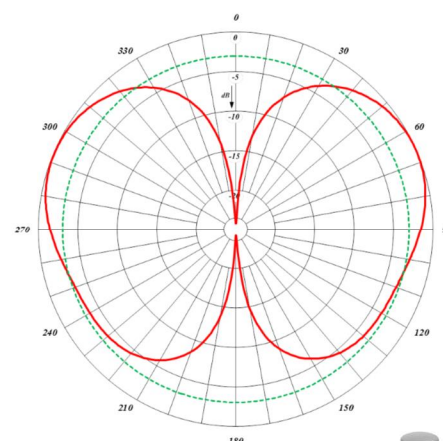
201-70



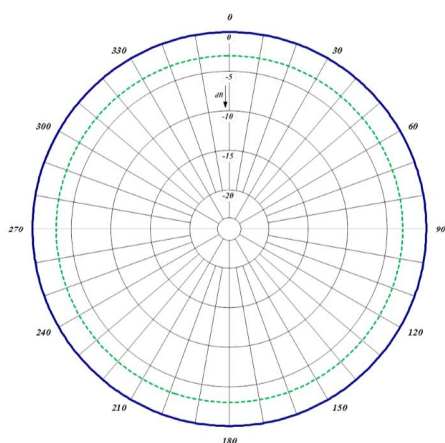
301-70



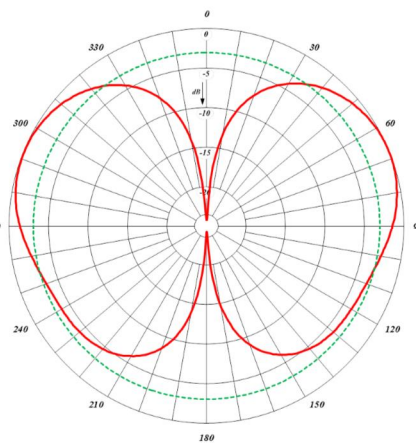
Horizontal Pattern



Vertical Pattern



Horizontal Pattern



Vertical Pattern

401-70

