

790 Series Enclosed Dipoles

The 790 Series Enclosed Dipoles are available in 2, 4, or 8 dipole configurations. All of our antennas can be completely customized to your particular applications.

- Each antenna is offered in an offset pattern.
- Broadband antennas are ideal for trunking or cellular applications.
- Weatherproof radome to ensure continuous service during severe environmental conditions.
- Versions with 3, 6, and 9 degree downtilt are also available.

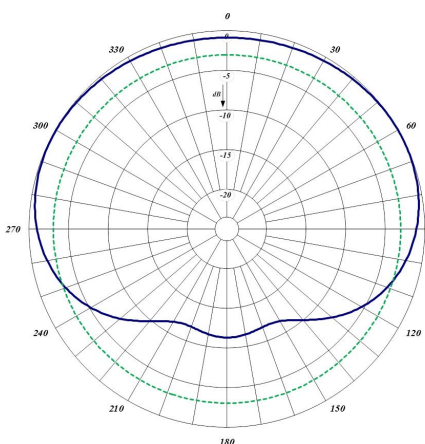
794-70



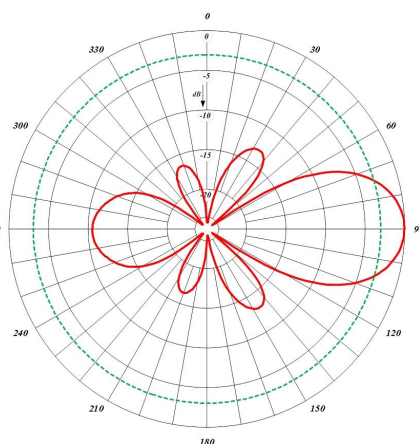
Electrical Specifications	792-70	794-70	799-70
Frequency Range, MHz	746-960	746-960	746-960
Nominal Gain, dBd	5.0	8.0	10.0
Number of Dipoles	2	4	8
Bandwidth 1.5:1 VSWR, MHz	150	150	150
Polarization	Vertical	Vertical	Vertical
Pattern	Offset	Offset	Offset
Power Rating, Watts	150	300	500
Nominal Impedance, Ohms	50	50	50
Lightning Protection	DC Ground	DC Ground	DC Ground
Standard Termination	Type N Male	Type N Male	Type N Male
Mechanical Specifications	792-70	794-70	799-70
Length, in (mm)	22 (559)	44.5 (1130)	94 (2388)
Width(1/2 Wave Spacing), in (mm)	2.5 (64)	2.5 (64)	2.5 (64)
Weight, lbs. (kg)	8.8 (4)	14 (6.5)	24 (11)
Rated Wind Velocity, No Ice, mph (km/h)	100 (162)	100 (162)	100 (162)
Rated Wind Velocity, 0.5" (13mm) ice, mph (km/h)	85 (137)	85 (137)	85 (137)
Lateral Thrust @ 100 mph, wind, lbs. (kg)	36.4 (16.5)	73 (33)	153 (59)
Projected Area, ft² (m²)	1.4 (0.13)	2.7 (0.25)	5.7 (0.53)
Mounting Information (Clamps included))	1.5-2.88" O.D.	1.5-2.88" O.D.	1.5-2.88" O.D.
Order Information	746-896MHz		806-960MHz
792-70	792-70*1		792-70*2
794-70	794-70*1		794-70*2
799-70	799-70*1		799-70*2




792-70



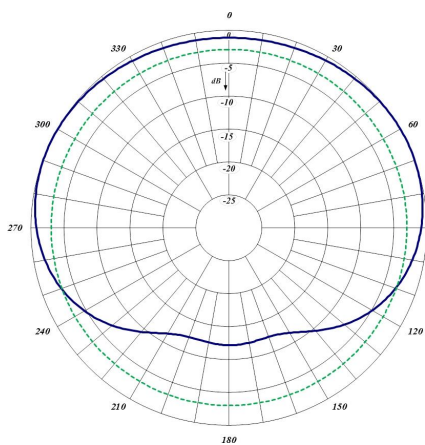
Horizontal Pattern



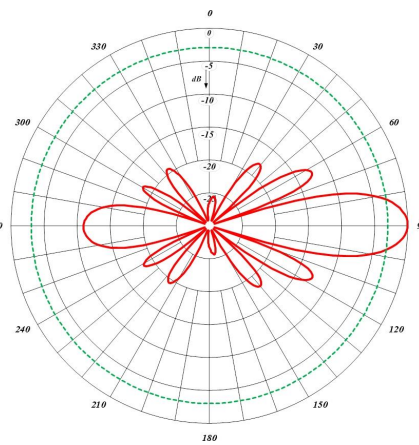
Vertical Pattern



799-70



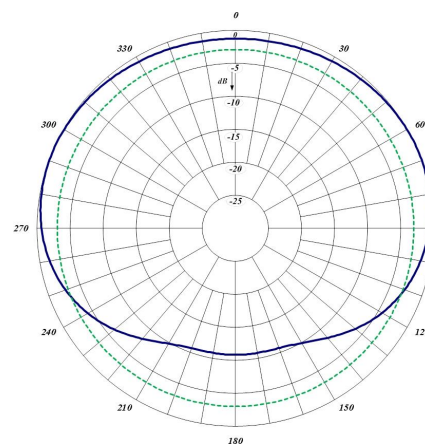
Horizontal Pattern



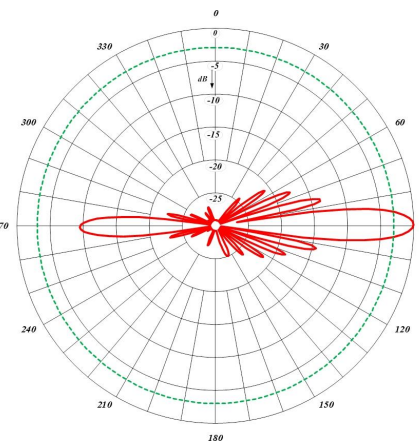
Vertical Pattern



794-70



Horizontal Pattern



Vertical Pattern