

### 870 LM Series VHF Exposed Dipoles

The 870 LM Series VHF Exposed Dipoles are available in 1, 2, 4, 8, dipole configurations. The LM stands for "Less Mast". The product includes the dipole, boom and clamps to mount the dipoles but no mast is supplied. All of our antennas can be completely customized to your particular applications. Our antennas can be black anodized, Adjustable-only, side mount or top mount, and heavy duty versions are available.

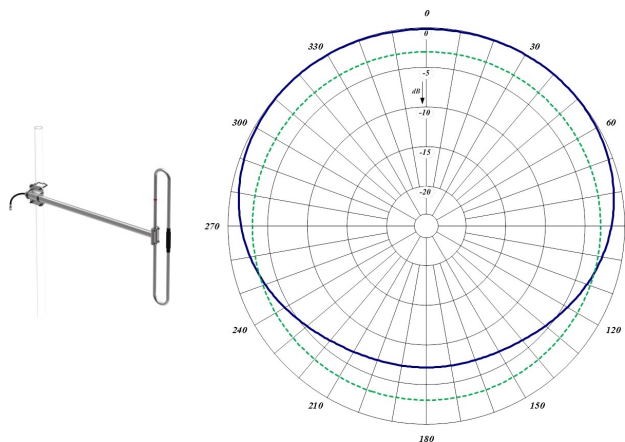


- Each antenna is offered in a 1/4, 3/8 or 1/2 wave spacing versions.
- The 870 LM series has external cabling and is field adjustable pattern
- Heavy-duty versions are available. Please contact a Comprod Inc. Technical support technician for consultation.

Electrical Specifications	871-70LM	872-70LM	874-70LM
Frequency Range, MHz	138-174	138-174	138-174
Nominal Gain, dBd	2.0-2.5	5.0-5.5	8.0-8.5
Number of Dipoles	1	2	4
Bandwidth 1.5:1 VSWR, MHz	36	36	36
Polarization	Vertical	Vertical	Vertical
Pattern	Offset / bi	Offset / bi	Offset / bi
Power Rating, Watts	200	450	500
Nominal Impedance, Ohms	50	50	50
Lightning Protection	DC Ground	DC Ground	DC Ground
Standard Termination	Type N Male	Type N Male	Type N Male

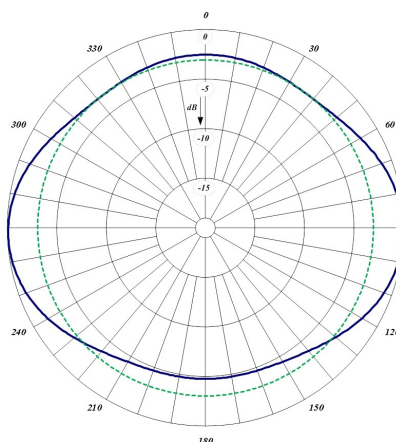
Mechanical Specifications	871-70LM	872-70LM	874-70LM
Length, in (mm)	Mast Not Incl.	Mast Not Incl.	Mast Not Incl.
Width(1/2 Wave Spacing), in (mm)	40 (1016)	40 (1016)	40 (1016)
Weight, lbs. (kg)	4.5 (2.0)	19 (8.6)	38 (17.2)
Rated Wind Velocity, No Ice, mph (km/h)	150 (241)	150 (241)	150 (241)
Rated Wind Velocity, 0.5" (13mm) ice, mph (km/h)	135 (217)	135 (217)	135 (217)
Lateral Thrust @ 100 mph, wind, lbs. (kg)	20 (9.1)	40 (18.2)	80 (36.5)
Projected Area, ft <sup>2</sup> (m <sup>2</sup> )	0.92 (0.08)	1.84 (0.17)	3.64 (0.34)
Mounting Hardware supplied	181-85	115R-85	115R-85

Order Information	Heavy Duty	Black Anodized	With Mast
871-70LM	871-70LMHD	871-70LMHDB	871A-70
872-70LM	872-70LMHD	872-70LMHDB	872A-70
874-70LM	874-70LMHD	874-70LMHDB	874A-70

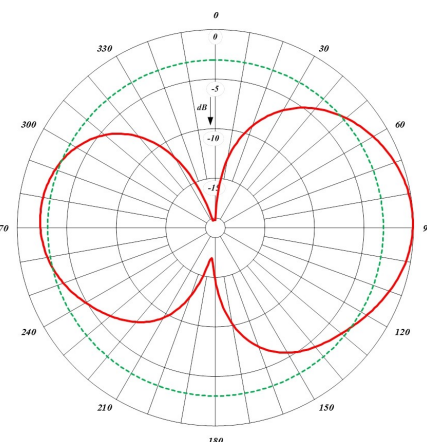


871F-70LM

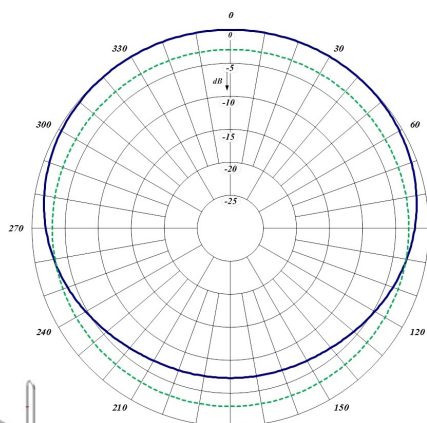
Quarterwave Spacing Horizontal



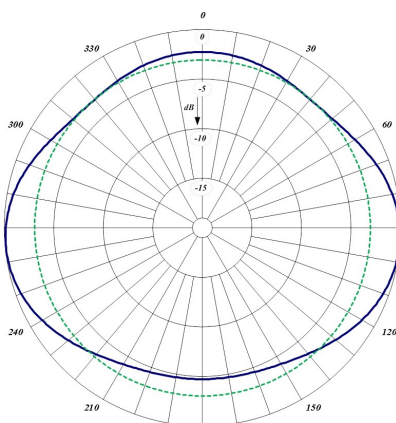
Halfwave Spacing Horizontal



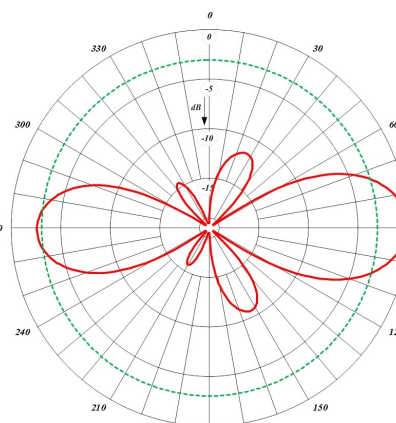
Halfwave Spacing Vertical



Quarterwave Spacing Horizontal



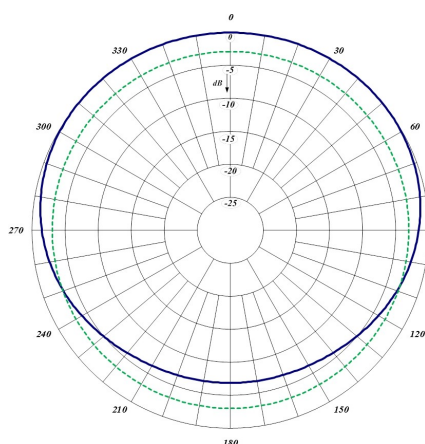
Halfwave Spacing Horizontal



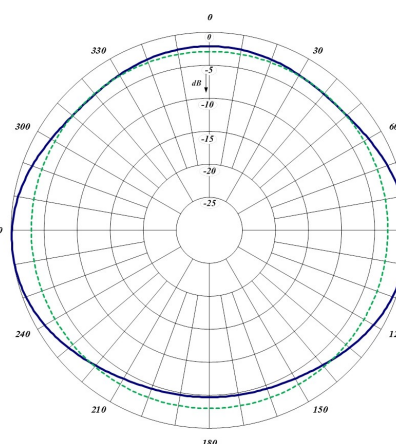
Halfwave Spacing Vertical



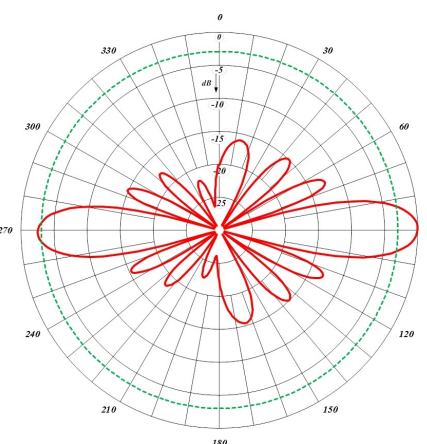
872F-70LM



874F-70LM Quarterwave Spacing Horizontal



Halfwave Spacing Horizontal



Halfwave Spacing Vertical