

## UHF EXPOSED DIPOLE


380-430 MHz

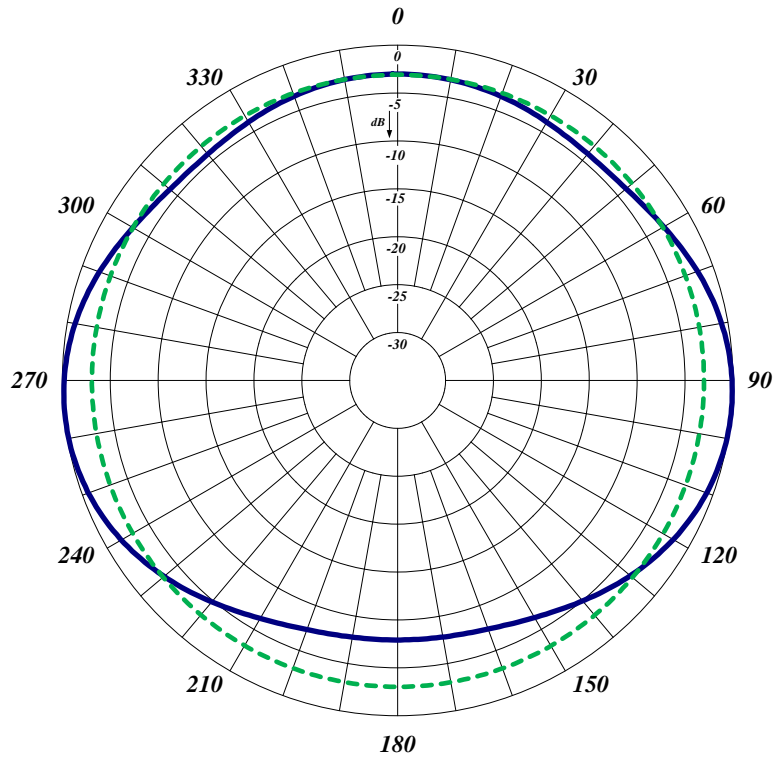
### (2)771-70HSP40\*1-1/2

The (2)771-70HSP40\*1-1/2 is a Wide Band, Low PIM and Heavy Duty Welded UHF Antenna. It is a double array antenna designed for multi-coupled systems. All our antennas can be customized to your particular applications. Our antennas can be configured for side mount or top mount. This antenna is configured for side mount. The (2)771-70HSP40\*1-1/2 antenna has internal cabling and fixed dipole-mast spacing.

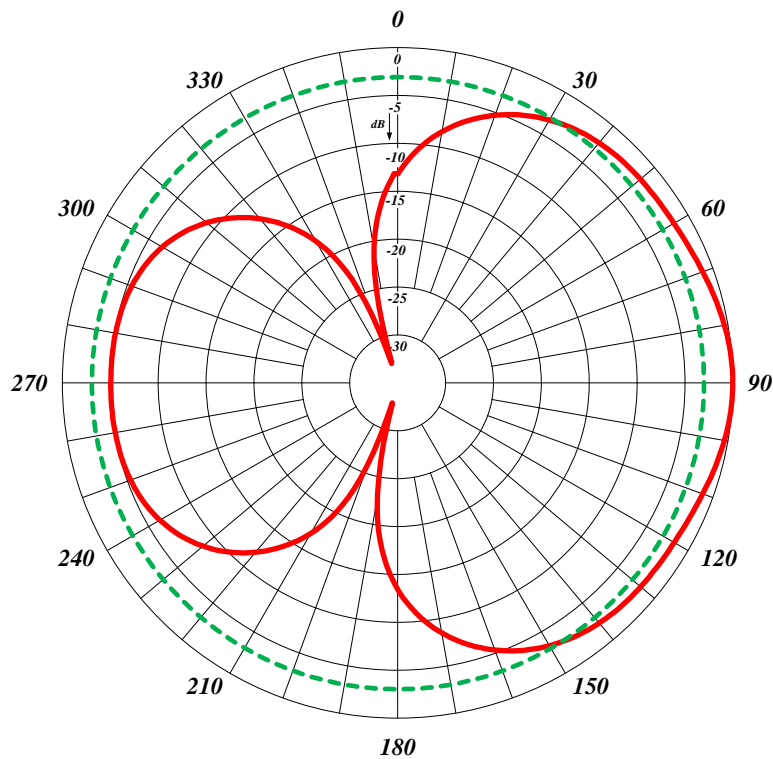
- Low VSWR version with maximum gain over specified frequency.
- This antenna is 1/2 wave length spacing offering bi-directional radiation pattern.
- Standard connector for Low PIM version is 7/16 DIN-Male. Optional 4.3-10 is also available.

Electrical Specifications	(2)771 -70HSP40*1-1/2
Frequency Range, MHz	380-430
Nominal Gain, dBd	2.5
Number of Dipoles	(2) 1
Bandwidth 1.5:1 VSWR, MHz	50
Isolation, dB	40
Polarization	Vertical
Pattern	Bi-directional
Power Rating, Watts	75
Nominal Impedance, Ohms	50
Lightning Protection	DC Ground
Standard Termination	DIN 7/16
PIM	150 dBc; two 20W carriers
Mechanical Specifications	(2)771 -70HSP40*1-1/2
Length, in (mm)	96 (2440)
Width, in (mm)	16 (406)
Weight, lbs. (kg)	16 (7.3)
Rated Wind Velocity, No Ice, mph (km/h)	160 (257)
Rated Wind Velocity, 0.5" (13mm) ice, mph	160 (257)
Lateral Thrust @ 100 mph, wind, lbs. (N)	53 (236)
Bending Moment @ top clamp: 100 mph,	125 (170)
Projected Area, ft <sup>2</sup> (m <sup>2</sup> )	1.97 (0.183)
Mounting Information Mast O.D. (mm)	1.9 (48)





Horizontal Radiation Pattern



Vertical Radiation Pattern