


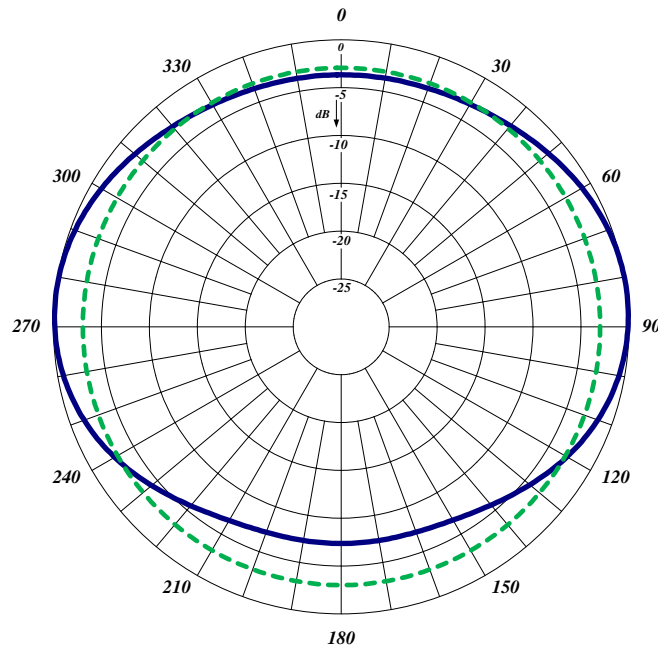
772-70-HDWBTMP*1-1/2

The 772-70-HDWBTMP*1-1/2 is a Wide Band, Black Anodized, Low PIM, and Heavy Duty Welded UHF Antenna. It is an extremely rugged 2 dipole antenna designed for multicoupled systems. All our antennas can be customized to your particular applications. Our antennas can be configured for side mount or top mount. This antenna is configured for top mount. The 772-70-HDWBTMP*1-1/2 antenna has internal cabling and fixed dipole-mast spacing.

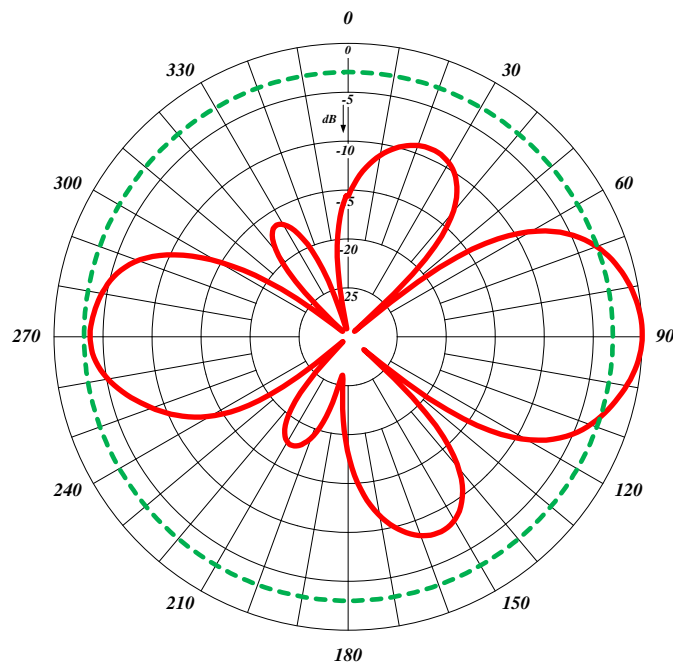
- Low VSWR version with maximum gain over specified frequency.
- This antenna is 1/2 wave length spacing version offering bi-directional radiation pattern.
- Standard connector is 7/16 DIN-Male, 7/16 DIN-Female and 4.3-10 are also available.

Electrical Specifications	772-70-HDWBTMP*1-1/2
Frequency Range, MHz	380-430
Nominal Gain, dBd	5.0-5.5
Number of Dipoles	2
Bandwidth 1.5:1 VSWR, MHz	50
Polarization	Vertical
Pattern	Bi-directional
Power Rating, Watts	150
Nominal Impedance, Ohms	50
Lightning Protection	DC Ground
Connector	7/16 DIN
PIM	150 dBc (2 x 20W carriers)
Mechanical Specifications	772-70-HDWBTMP*1-1/2
Length, in (mm)	86 (2184)
Width (1/2 Wave Spacing), in (mm)	16 (406)
Weight, lbs. (kg)	12.6 (5.7)
Rated Wind Velocity, No Ice, mph (km/h)	160 (257)
Rated Wind Velocity, 0.5" (13mm) ice, mph (km/h)	160 (257)
Lateral Thrust @ 100 mph, wind, lbs. (kg)	39 (17.8)
Bending Moment @ top clamp: 100 mph, ft.*lb (kg*m)	72 (9.95)
Projected Area, ft ² (m ²)	1.5 (0.14)
Mounting Information Mast O.D. (mm)	1.9" (48)





Horizontal Radiation pattern



Vertical Radiation pattern