

### 776-70-HBSMP40\*1-1/4

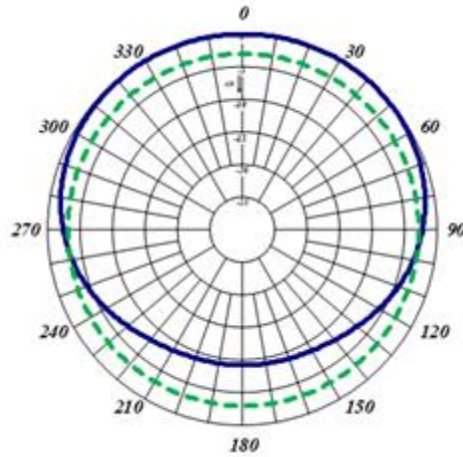
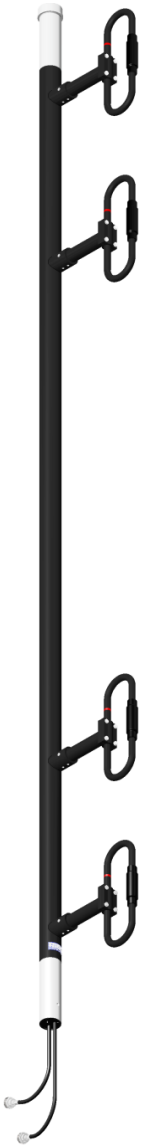
The 776-70-HBSMP40\*1-1/4 is a Wide Band, Low PIM, Black Anodized and Heavy Duty Welded Antenna. It is equivalent to a dual 772-70 antennas combined into one mast. All our antennas can be completely customized to your particular applications. Our antennas can be configured for side mount or top mount. This antenna is configured for side mount. The 776-70-HBSMP40\*1-1/4 antenna has internal cabling and fixed dipole-mast spacing.

- Low VSWR version with maximum gain over specified frequency.
- Antenna to antenna isolation is 40 db.
- Standard connector for Low PIM version is 7/16 DIN-Male. Optional 4.3-10 is also available.

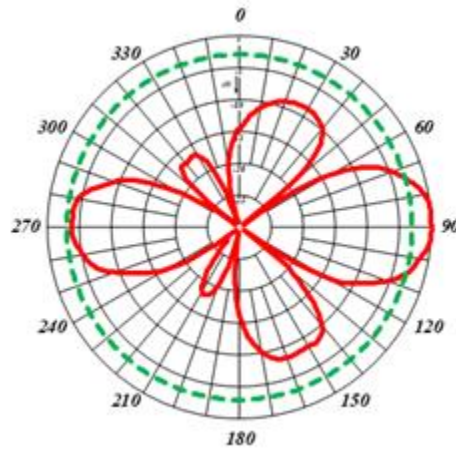
Electrical Specifications	776-70-HBSMP40*1-1/4
Frequency Range, MHz	380-430
Nominal Gain, dBd	5.0-5.5
Number of Dipoles	2 sets of 2
Bandwidth 1.5:1 VSWR, MHz	50
Polarization	Vertical
Vertical Beamwidth (vert. pol.), degrees	34
Pattern	Offset
Isolation, dB	40
Power Rating, Watts	300
Nominal Impedance, Ohms	50
Lightning Protection	DC Ground
Connector	7/16 DIN
PIM	150 dBc (2 x 20W carriers)
Mechanical Specifications	776-70-HBSMP40*1-1/4
Length, in (mm)	160 (4064)
Width (1/2 Wave Spacing), in (mm)	16 (406)
Weight, lbs. (kg)	24 (11)
Rated Wind Velocity, No Ice, mph (km/h)	175 (282)
Rated Wind Velocity, 0.5" (13mm) ice, mph (km/h)	150 (241)
Lateral Thrust @ 100 mph, wind, lbs. (kg)	75 (34)
Bending Moment @ top clamp: 100 mph, ft.*lb (kg*m)	193 (26.7)
Projected Area, ft <sup>2</sup> (m <sup>2</sup> )	2.88 (0.26)
Mounting Information Mast O.D. (mm)	2.38" (60)



776-70-HBSMP40\*1



Quarter-wave Spacing Horizontal



Quarter-wave Spacing Vertical