

BASE STATION ANTENNAS

FM EXPOSED DIPOLES



88-108 MHz

870 FM Series Exposed Dipole

The 870 FM Series Exposed Dipoles are available in 1, 2, 4 dipole configurations. All our antennas can be completely customized to your particular applications. Our antennas can be black anodized, adjustable, or fixed, side or top mount, and heavy-duty versions are available.

- Each antenna is offered in a 1/4 or 3/8 wave spacing versions.
- The 87XA-70 has external cabling and a field-adjustable pattern.
- The 87XF-70 has internal cabling and fixed dipole-mast spacing.
- Heavy-duty versions are available. Please contact our Technical Support team for consultation.
- This antenna is available in Low-PIM (-150 dBc; two 20W carriers).

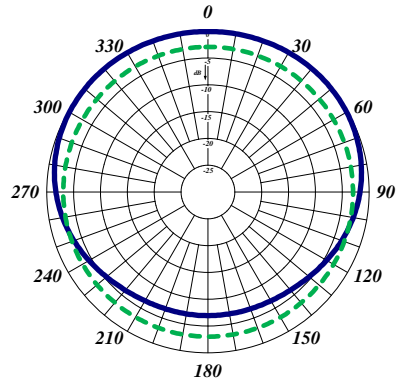
Electrical Specifications	871F-70-F	872F-70-F	874F-70-F
Frequency Range, MHz	88-108	88-108	88-108
Nominal Gain, dBd	2.0-2.5	5.0-5.5	8.0-8.5
Number of Dipoles	1	2	4
Bandwidth 1.5:1 VSWR, MHz	20	20	20
Polarization	Vertical		
Pattern	Offset		
Power Rating, Watts	200	450	450
Nominal Impedance, Ohms	50	50	50
Lightning Protection	DC Ground		
Standard Termination	Type N Male for standard version – DIN 7/16 or 4.3/10 for Low-PIM version		
Mechanical Specifications	871F-70-F	872F-70-F	874F-70-F
Length, in (mm)	114 (2896)	198 (5029)	350 (8890)
Width (3/8 Wave Spacing), in (mm)	47 (1194)	47 (1194)	49 (1245)
Weight, lbs. (kg)	19.1 (8.7)	37 (16.8)	137 (62)
Rated Wind Velocity, No Ice, mph (km/h)	150 (241)	128 (206)	105 (169)
Rated Wind Velocity, 0.5" (13mm) ice, mph (km/h)	118 (190)	100 (161)	84 (135)
Lateral Thrust @ 100 mph, wind, lbs. (kg)	75 (34)	139 (63)	332 (151)
Bending Moment @ top clamp: 100 mph, ft.*lb (kg*m)	60 (8.2)	596 (82)	3565 (493)
Projected Area, ft ² (m ²)	2.8 (0.26)	5.3 (0.49)	12.5 (1.17)
Mounting Information Mast O.D. (mm)	2.4" (61)	2.4" (61)	3.5" (89)



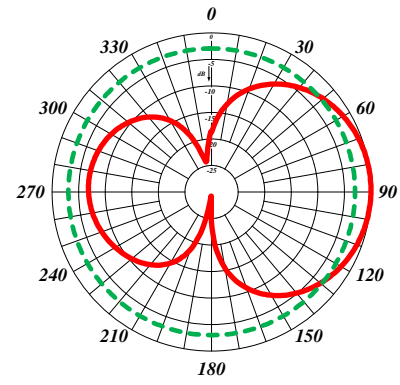
872F-70-F



871F-70-F



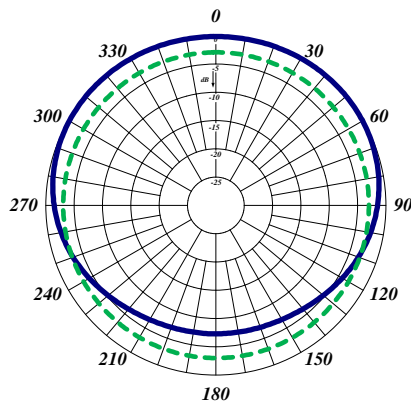
Quarter-wave Spacing Horizontal



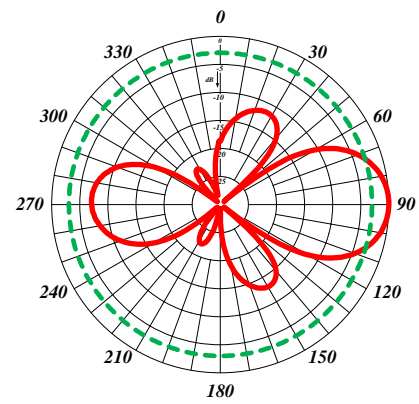
Quarter-wave Spacing Vertical



872F-70-F



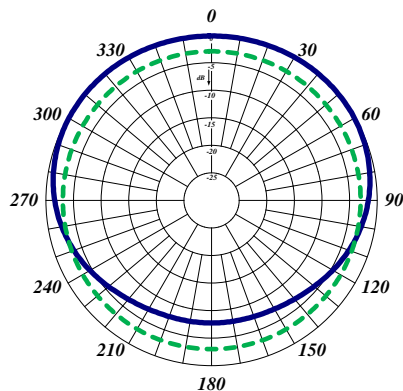
Quarter-wave Spacing Horizontal



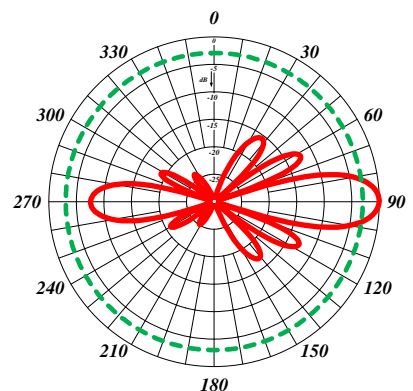
Quarter-wave Spacing Vertical



874F-70-F



Quarter-wave Spacing Horizontal



Quarter-wave Spacing Vertical