



780 Series UHF Exposed Dipole Array

The 780 Series UHF Exposed Dipole Arrays are available in 2 and 4 dipoles set configurations. All our antennas can be completely customized to your particular applications. Our antennas can be black anodized, top or side mount configuration, and heavy-duty versions are available.

- This antenna is field adjustable for omni or bidirectional configuration.
- Features internal cabling, fixed dipole-mast spacing and adjustable pattern control.
- Heavy-duty versions are available. Please contact our Technical Support team for consultation.
- This antenna is available in Low-PIM (-150 dBc; two 20W carriers).

Electrical Specifications	782-70	784-70
Frequency Range, MHz	406-512	406-512
Nominal Gain, dBd	3.0-5.5	6.0-8.5
Number of Dipoles	2 Sets	4 Sets
Bandwidth 1.5:1 VSWR, MHz	64	64
Polarization	Vertical	
Pattern	Omni or Bi-Directional	
Power Rating, Watts	300	300
Nominal Impedance, Ohms	50	50
Lightning Protection	DC Ground	
Standard Termination	Type N Male for standard version – DIN 7/16 or 4.3/10 for Low-PIM	
Mechanical Specifications	782-70	784-70
Length, in (mm)	90 (2286)	126 (3200)
Width, in (mm)	12.75 (324)	12.75 (324)
Weight, lbs. (kg)	25 (11.3)	38 (17)
Rated Wind Velocity, No Ice, mph (km/h)	145 (233)	130 (209)
Rated Wind Velocity, 0.5" (13mm) ice, mph (km/h)	100 (161)	90 (145)
Lateral Thrust @ 100 mph, wind, lbs. (kg)	54 (24.5)	101 (46)
Bending Moment @ top clamp: 100 mph, ft.*lb	137 (19)	426 (59)
Projected Area, ft ² (m ²)	2.0 (0.19)	3.5 (0.33)
Mounting Information: Mast O.D. (mm)	1.9" (48)	2.4" (60)



782-70 Bidirectional

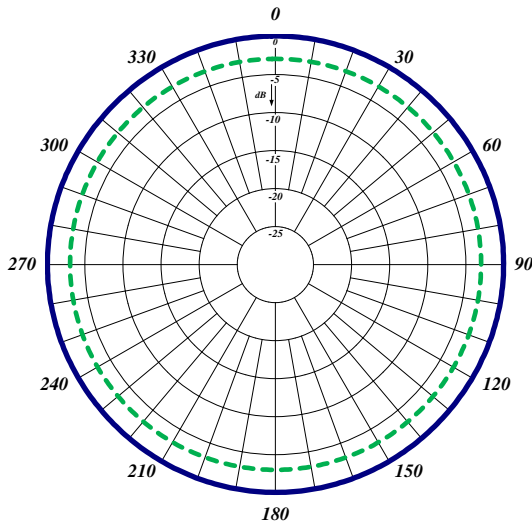


UHF EXPOSED DIPOLES

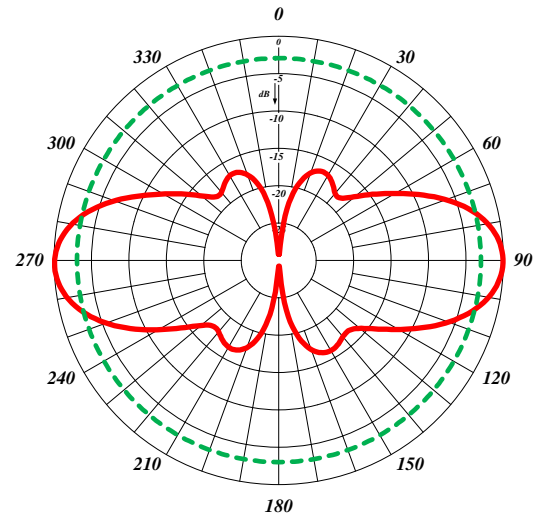
406-512 MHz



782-70



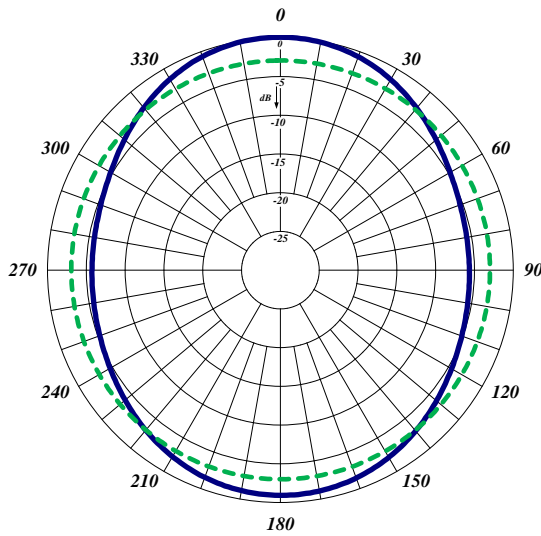
Omni Horizontal



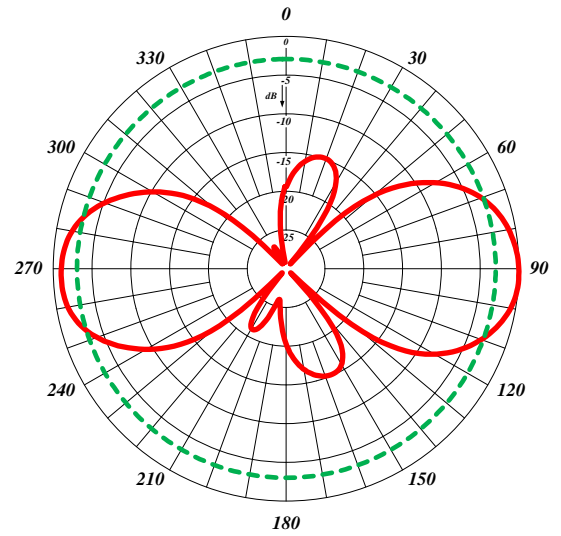
Omni Vertical



782-70



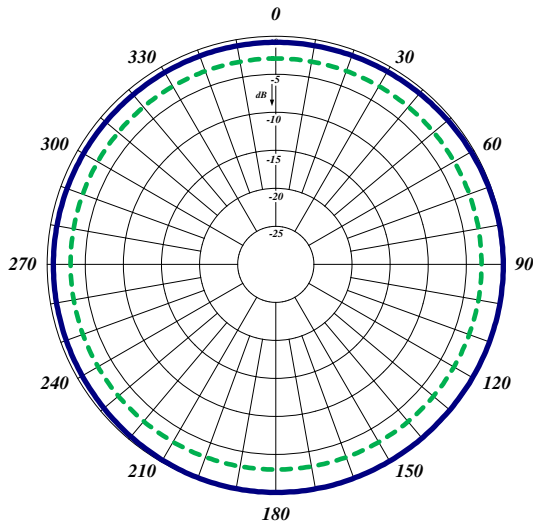
Bidirectional Horizontal



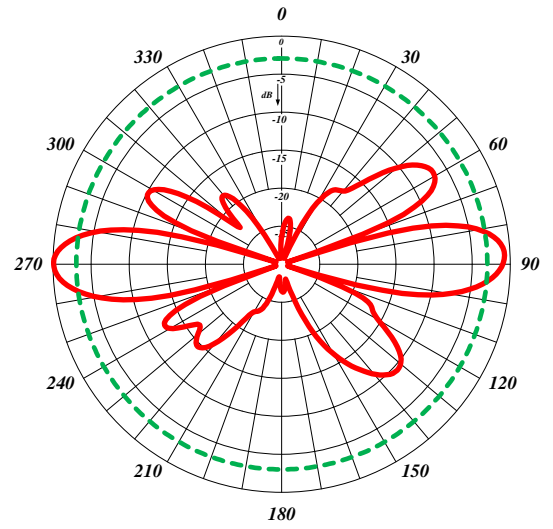
Bidirectional Vertical



784-70



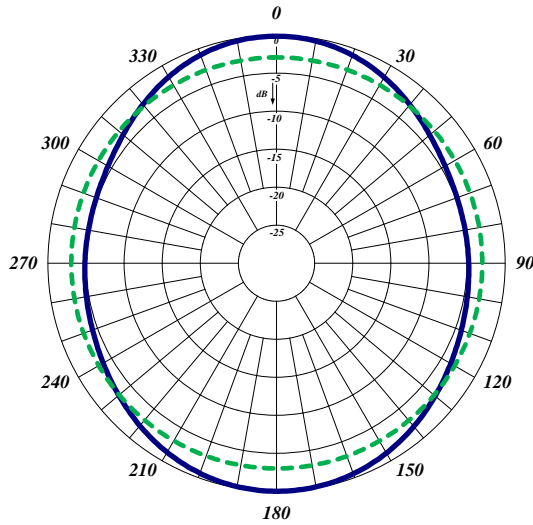
Omni Horizontal



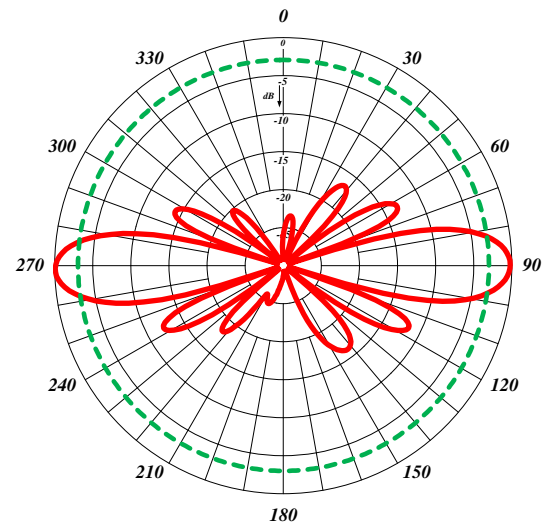
Omni Vertical



784-70



Bidirectional Horizontal



Bidirectional Vertical