



### 870 Series VHF Exposed Dipole

The 870 Series A – Aviation Series VHF Exposed Dipoles are available in 1, 2, 4, 8 and dual dipole configurations. All our antennas can be completely customized to your particular applications. Our antennas can be black anodized, adjustable or fixed, side mount or top mount, and heavy-duty versions are available.

- Each antenna is offered in a 1/4 or 3/8 wave spacing versions.
- The 87XA-70 has external cabling and a field-adjustable pattern.
- The 87XF-70 has internal cabling and fixed dipole-mast spacing.
- Heavy-duty versions are available. Please contact our Technical Support team for consultation.
- This antenna is available in Low-PIM (-150 dBc; two 20W carriers).

Electrical Specifications	871F-70-A	872F-70-A	874F-70-A
Frequency Range, MHz	118-138	118-138	118-138
Nominal Gain, dBd	2.0-2.5	5.0-5.5	8.0-8.5
Number of Dipoles	1	2	4
Bandwidth 1.5:1 VSWR, MHz	20	20	20
Polarization	Vertical		
Pattern	Offset		
Power Rating, Watts	200	450	450
Nominal Impedance, Ohms	50	50	50
Lightning Protection	DC Ground		
Standard Termination	Type N Male for standard version – DIN 7/16 or 4.3/10 for Low-PIM version		
Mechanical Specifications	871F-70-A	872F-70-A	874F-70-A
Length, in (mm)	78 (1981)	162 (4115)	294 (7468)
Width (3/8 Wave Spacing), in (mm)	54 (1372)	54 (1372)	55 (1397)
Weight, lbs. (kg)	16 (7.3)	31 (14.1)	93 (42)
Rated Wind Velocity, No Ice, mph (km/h)	150 (241)	145 (3341)	120 (193)
Rated Wind Velocity, 0.5" (13mm) ice, mph (km/h)	105 (169)	100 (161)	95 (153)
Lateral Thrust @ 100 mph, wind, lbs. (kg)	57 (26)	120 (54.5)	231 (105)
Bending Moment @ top clamp: 100 mph, ft.*lb (kg*m)	82 (11)	420 (58)	1437 (199)
Projected Area, ft <sup>2</sup> (m <sup>2</sup> )	2.2 (0.2)	4.6 (0.43)	8.8 (0.82)
Mounting Information Mast O.D. (mm)	2.4" (61)	2.4" (61)	2.9" (73)

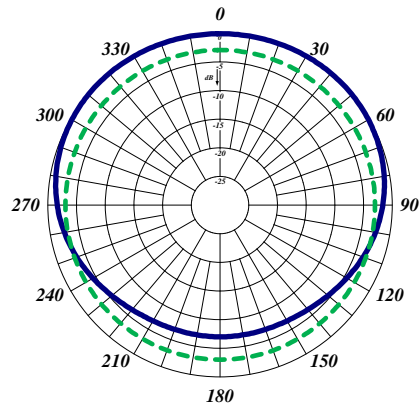


872F-70-A

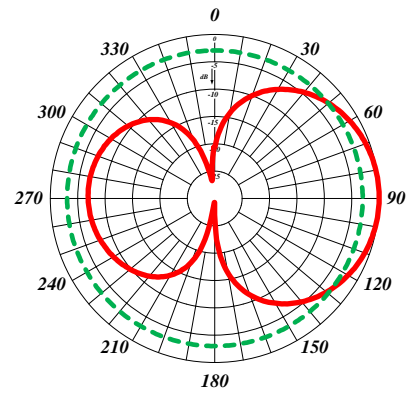
\* See appendix for ordering information (page 231) \*



871F-70-A



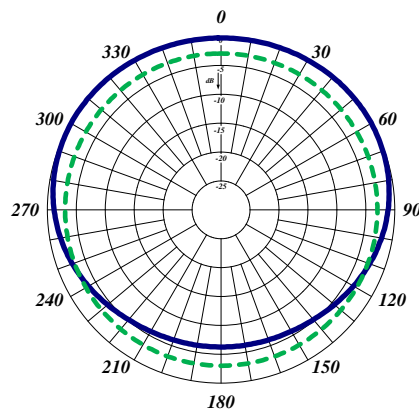
Quarter-wave Spacing Horizontal



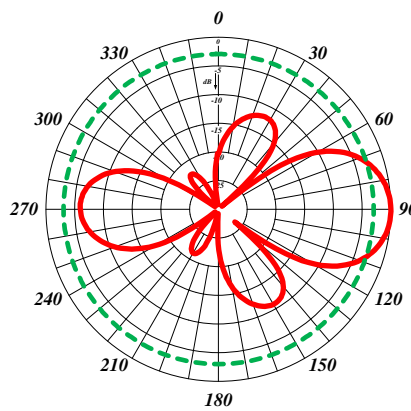
Quarter-wave Spacing Vertical



872F-70-A



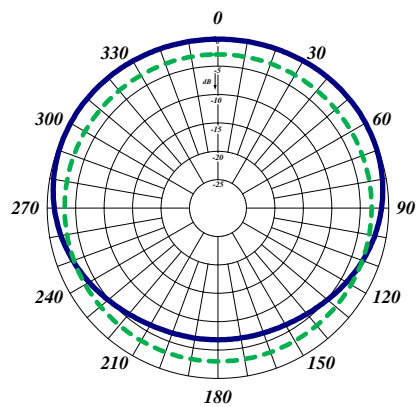
Quarter-wave Spacing Horizontal



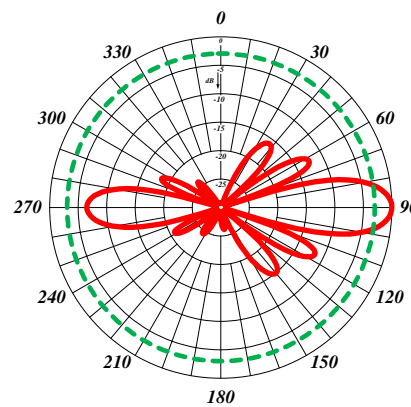
Quarter-wave Spacing Vertical



874F-70-A



Quarter-wave Spacing Horizontal



Quarter-wave Spacing Vertical