



790 Series Enclosed Dipole

The 790 Series Enclosed Dipoles are available in 2, 4 or 8 dipole configurations. All our antennas can be completely customized to your particular applications.

- This antenna is offered in an offset pattern, 1/4 wave versions.
- Each antenna is also available in an offset pattern, 1/2 wave versions.
- Broadband antennas are ideal for trunking or cellular applications.
- Weatherproof radome to ensure continuous service during severe environmental conditions.
- Versions with 3, 6, and 9-degree downtilt are also available.
- This antenna is available in Low-PIM (-150 dBc; two 20W carriers).

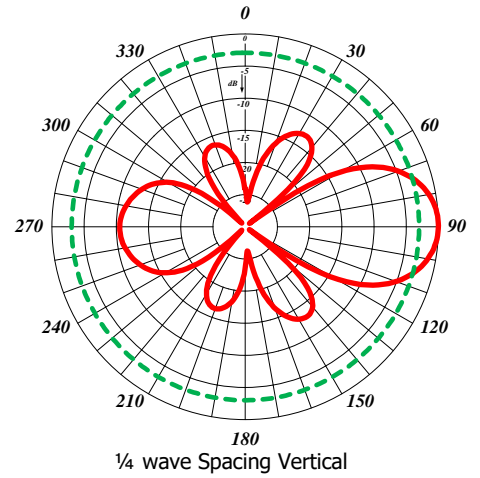
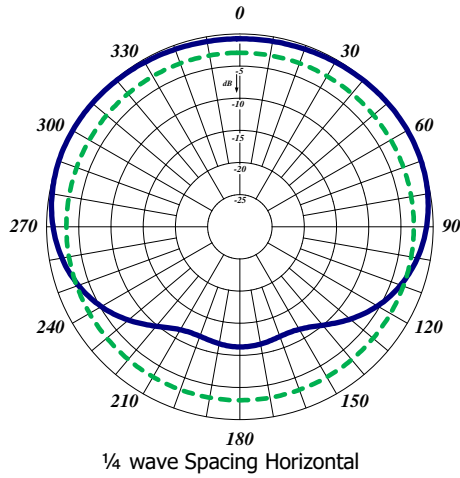
Electrical Specifications	792-70-1/4	794-70-1/4	799-70-1/4
Frequency Range, MHz	746-960	746-960	746-960
Nominal Gain, dBd	5.0	8.0	10.0
Number of Dipoles	2	4	8
Bandwidth 1.5:1 VSWR, MHz	214	214	214
Polarization	Vertical		
Pattern	Offset		
Power Rating, Watts	150	300	500
Nominal Impedance, Ohms	50	50	50
Lightning Protection	DC Ground		
Standard Termination	Type N Male for standard version – DIN 7/16 or 4.3/10 for Low-PIM version		
Mechanical Specifications	792-70-1/4	794-70-1/4	799-70-1/4
Length, in (mm)	22 (559)	44.5 (1130)	94 (2388)
Width, in (mm)	2.5 (64)	2.5 (64)	2.5 (64)
Weight, lbs. (kg)	8.8 (4)	14 (6.5)	24 (11)
Rated Wind Velocity, No Ice, mph	100 (162)	100 (162)	100 (162)
Rated Wind Velocity, 0.5" (13mm)	85 (137)	85 (137)	85 (137)
Lateral Thrust @ 100 mph, wind,	36.4 (16.5)	73 (33)	153 (59)
Projected Area, ft ² (m ²)	1.4 (0.13)	2.7 (0.25)	5.7 (0.53)
Mounting Information	1.5-2.88" O.D. (clamps included)	1.5-2.88" O.D. (clamps included)	1.5-2.88" O.D. (clamps included)



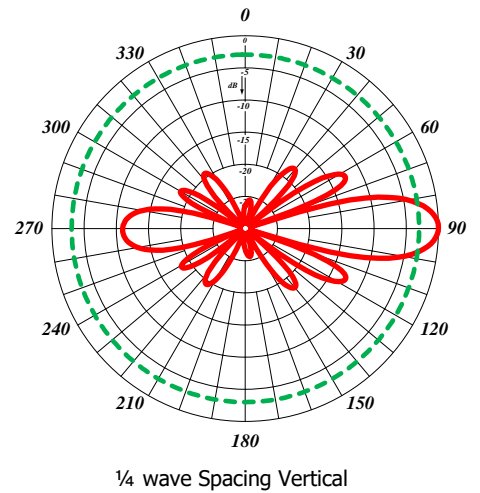
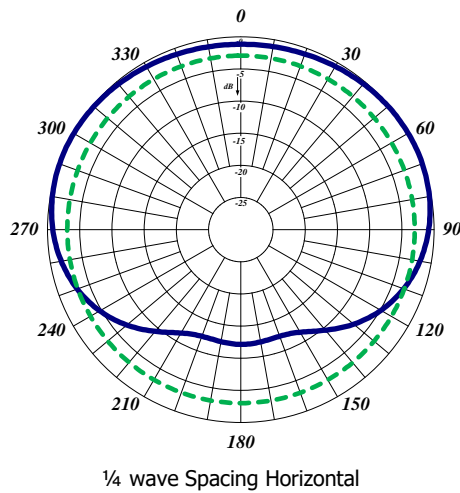
794-70-1/4



792-70-1/4



794-70-1/4



799-70-1/4

