



**790 Series Enclosed Dipoles with Reflector**

The 790 Series Enclosed Dipoles with Reflector are available in 2, 4, or 8 dipole configurations. These antennas can be adjusted from 60° to 160°. All our antennas can be completely customized to your particular applications.

- These antennas have 1/4 wave spacing to the reflector.
- Broadband antennas are ideal for trunking or cellular applications.
- Reflector is field adjustable and has 6 positions: 60°, 75°, 90°, 105°, 130° and 160°.
- Weatherproof radome to ensure continuous service during severe environmental conditions.
- Heavy-duty versions are available. Please contact our Technical Support team for consultation.
- This antenna is available in Low-PIM (-150 dBc; two 20W carriers).

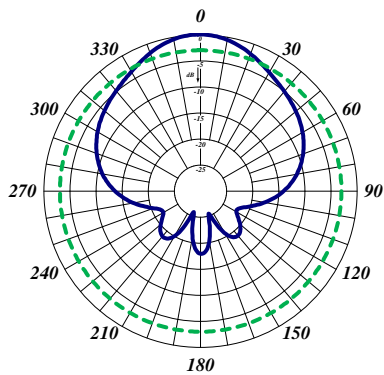
Electrical Specifications	792-70-R-1/4	794-70-R-1/4	799-70-R-1/4
Frequency Range, MHz	746-960	746-960	746-960
Nominal Gain (@ 60deg position), dBd	Up to 10.5	Up to 13.5	Up to 16.5
Number of Dipoles	2	4	8
Bandwidth 1.5:1 VSWR, MHz	214	214	214
Polarization	Vertical		
Pattern	Directional		
Power Rating, Watts	150	300	500
Nominal Impedance, Ohms	50	50	50
Lightning Protection	DC Ground		
Standard Termination	Type N Male for standard version – DIN 7/16 or 4.3/10 for Low-PIM version		
Mechanical Specifications	792-70-R-1/4	794-70-R-1/4	799-70-R-1/4
Length, in (mm)	22 (559)	44.5 (1130)	94.5 (2395)
Width (1/4 Wave Spacing), in (mm)	25 (635)	25 (635)	25 (635)
Weight, lbs. (kg)	16.5 (7.5)	24 (10.9)	42 (19)
Rated Wind Velocity, No Ice, mph	100 (162)	100 (162)	100 (162)
Rated Wind Velocity, 0.5" (13mm) ice,	85 (137)	85 (137)	85 (137)
Lateral Thrust @ 100 mph, wind, lbs.	57(26)	115 (52)	243 (110)
Projected Area, ft <sup>2</sup> (m <sup>2</sup> )	2.0 (0.19)	4.3 (0.40)	9 (0.84)
Mounting Information	1.5-2.88" O.D. (clamps included)	1.5-2.88" O.D. (clamps included)	1.5-2.88" O.D. (clamps included)



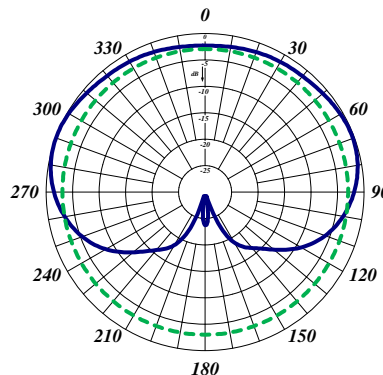
794-70-R-1/4



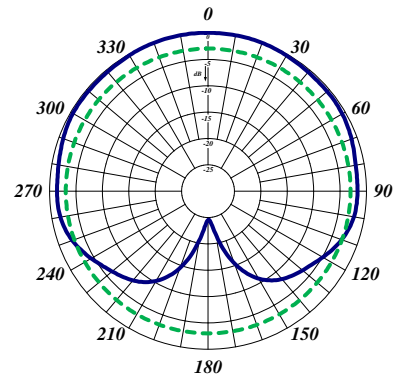
792-70-R-1/4



792-70-R60-1/4 (Horizontal)



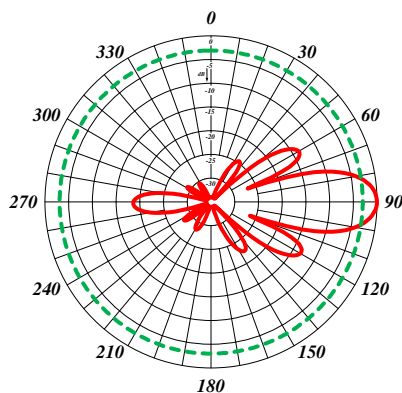
792-70-R130-1/4 (Horizontal)



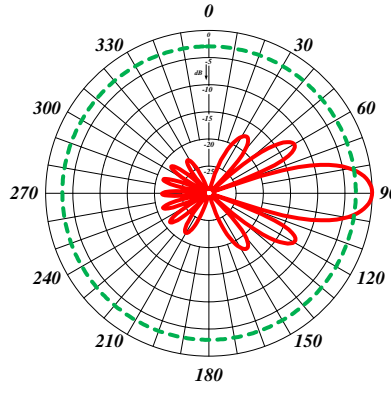
792-70-R160-1/4 (Horizontal)



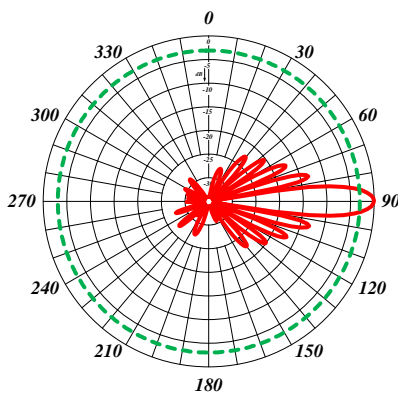
794-70-R-1/4



794-70-R60-1/4 (Vertical)



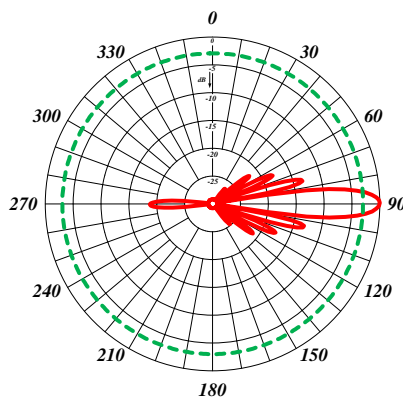
794-70-R130-1/4 (Vertical)



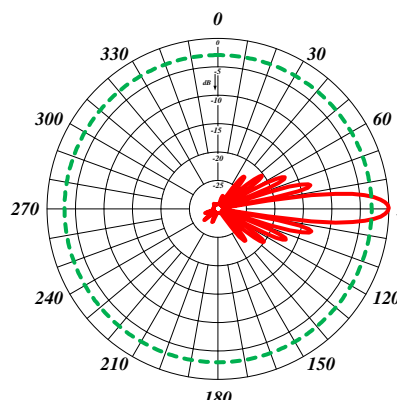
794-70-R160-1/4 (vertical)



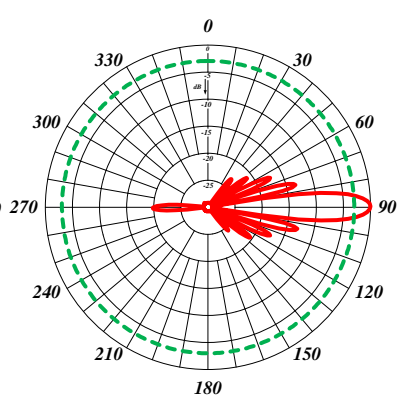
799-70-R-1/4



799-70-R90-1/4 (vertical)



799-70-R130-1/4 (Vertical)



799-70-R160-1/4 (Vertical)