

**799-70-P Low PIM Enclosed Dipole**

The 799-70-P Low PIM Enclosed Dipole antenna is designed to offer a PIM rate of -150dBc with two carriers of 43 dBm each. All our Low PIM antennas are measured individually in anechoic chamber.

Weatherproof radome ensures continuous service during severe environmental conditions.

- Each antenna is offered in an offset pattern, 1/4 or 1/2 wave versions.
- Versions with 3, 6, and 9-degree downtilt are also available.
- Mounting hardware included (see picture below)


**Ordering information:**

**799-70-P-1/2** Low PIM Enclosed Dipole 746-960 MHz, 1/2 wave

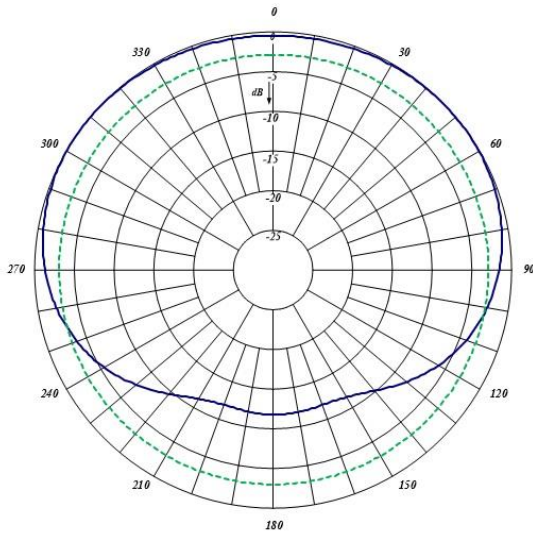
**799-70-P-1/4** Low PIM Enclosed Dipole 746-960 MHz, 1/4 wave

Electrical Specifications	799-70-P
Frequency Range, MHz (in splits)	746-960
Nominal Gain, dBd	10.0
Number of Dipoles	8
Bandwidth 1.5:1 VSWR, MHz	214
Polarization	Vertical
Pattern	Offset or Bi-directional
Power Rating, Watts	150
PIM (two tones; 43 dBm each), dBc	-150
Nominal Impedance, Ohms	50
Lightning Protection	DC Ground
Standard Termination	7/16 DIN-Male, Mini DIN 4.3/10 available upon request
Mechanical Specifications	799-70-P
Length, in (mm)	94 (2388)
Width, in (mm)	2.5 (64)
Weight, lbs. (kg)	24 (11)
Rated Wind Velocity, No Ice, mph (km/h)	100 (162)
Rated Wind Velocity, 0.5" (13mm) ice, mph (km/h)	85 (137)
Lateral Thrust @ 100 mph, wind, lbs. (kg)	153 (59)
Projected Area, ft <sup>2</sup> (m <sup>2</sup> )	5.7 (0.53)
Mounting Information	1.5-2.88" O.D.

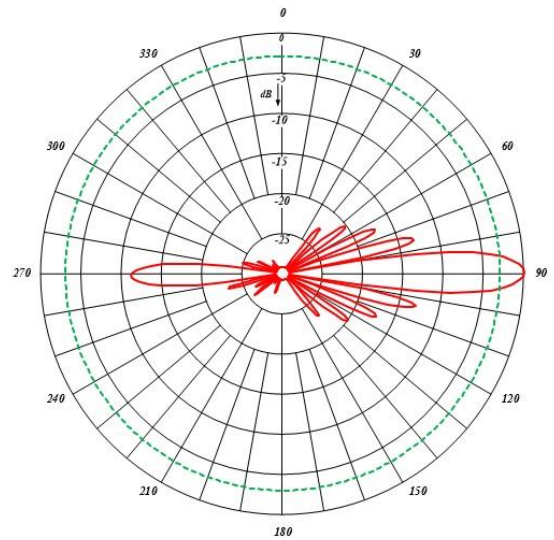
799-70-P



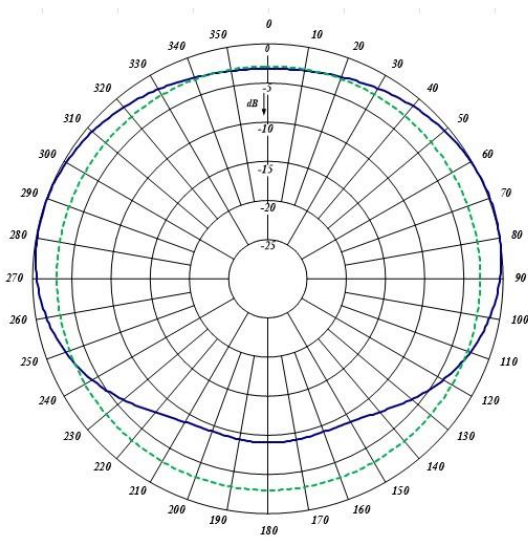
Clamps included



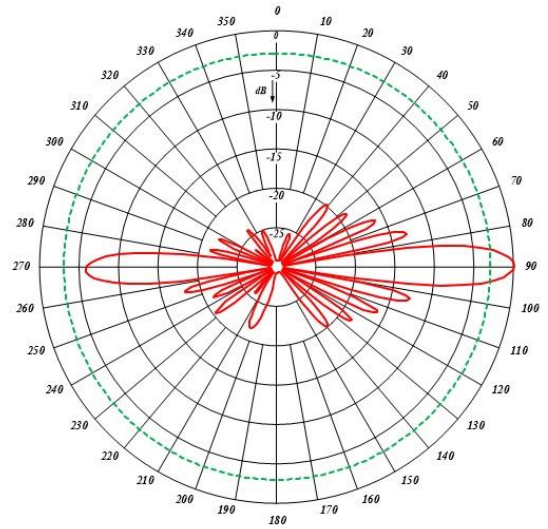
1/4 wave Spacing Horizontal



1/4 wave Spacing Vertical



1/2 wave Spacing Horizontal



1/2 wave Spacing Vertical