
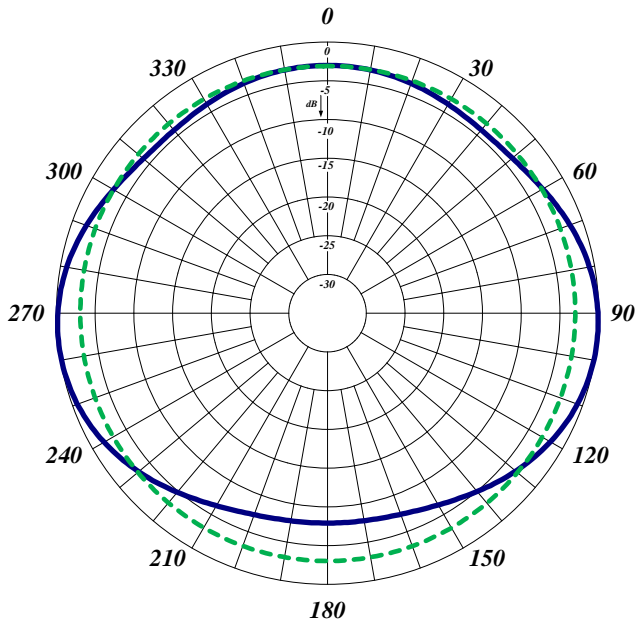


(4)771/(2)791-70-1/2

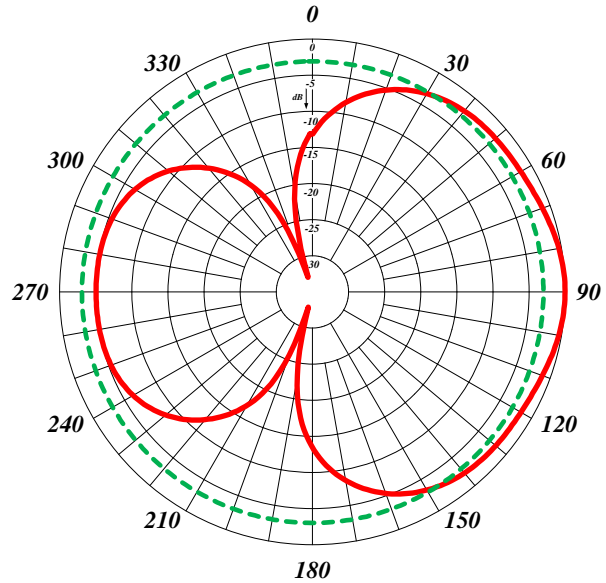
The (4)771/(2)791-70-1/2 is a combination of 4 UHF dipoles Plus 2 700/800/900 dipoles on the same mast. All dipoles are Low PIM (-150 dBc; two 20W carriers). All our antennas can be customized to your particular applications. The (4)771/(2)791-70-1/2 antenna is top mount and has internal cabling and fixed dipole-mast spacing. The spacing dipoles to mast is half wavelength offering bi-directional radiation pattern.

Electrical Specifications	771 -70-1/2	791-70-1/2
Frequency Range, MHz	380-430	746-960
Nominal Gain, dBd	2.5	2.5
Number of Dipoles	(4) 1	2 (1)
Bandwidth 1.5:1 VSWR, MHz	50	214
Isolation, dB	30	30
Polarization	Vertical	Vertical
Pattern	Bi-directional	Bi-directional
Power Rating, Watts	75	75
Nominal Impedance, Ohms	50	50
Lightning Protection	DC Ground	DC Ground
Standard Termination	DIN 7/16	DIN 7/16
Mechanical Specifications	F-33508	
Length, in (mm)	230 (5842)	
Width, in (mm)	16 (406)	
Weight, lbs. (kg)	53 (24)	
Rated Wind Velocity, No Ice, mph (km/h)	140 (225)	
Rated Wind Velocity, 0.5" (13mm) ice, mph (km/h)	105 (169)	
Lateral Thrust @ 100 mph, wind, lbs. (N)	134 (61)	
Bending Moment @ top clamp: 100 mph, ft.*lb (N*m)	655 (91)	
Projected Area, ft ² (m ²)	5.1 (0.472)	
Mounting Information Mast O.D. IN (mm)	2.38 (60)	

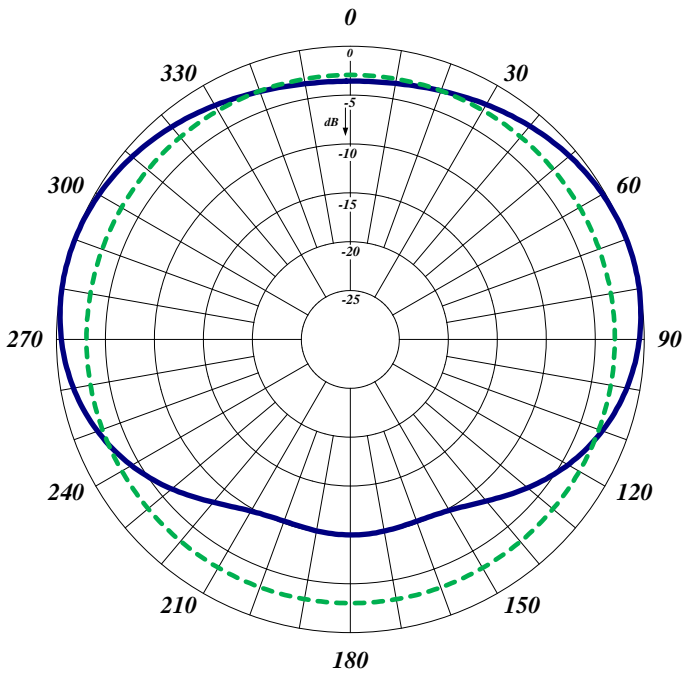




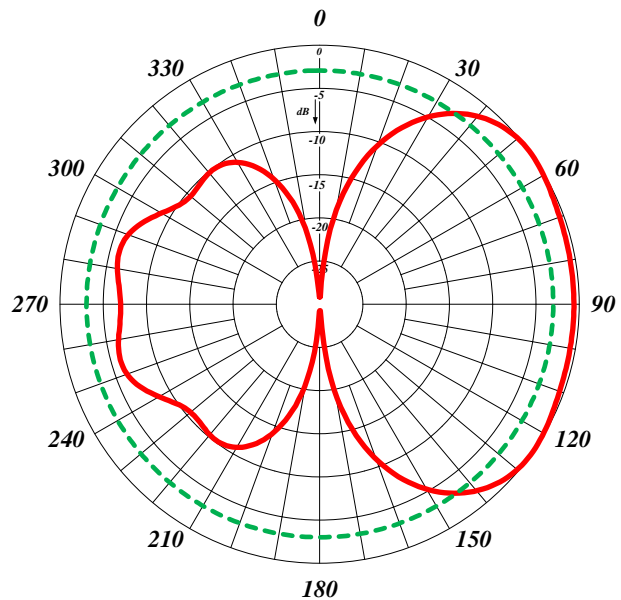
771-70 ½ Horizontal Radiation



771-70 ½ Vertical Radiation Pattern



791-70 ½ Horizontal Radiation



791-70 ½ Vertical Radiation Pattern